

2021 Country profile

Vanuatu


World ranking
20 of 152 countries ▲ 9

Oceania ranking
1 of 15 countries

Western Pacific ranking
7 of 29 countries ▲ 3

2021
IUU
Score


2.55



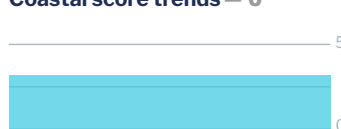
3.19 Coastal
2.71 Flag
2.61 Port
2.03 General

IUU score trends

2019 - 2021 change — 0



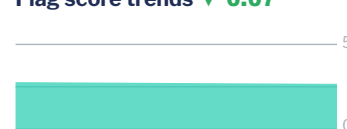
Coastal score trends — 0




Port score trends — 0



Flag score trends ▼ 0.07



General score trends ▲ 0.03



Note: Higher scores, and ranks closer to 1, indicate worse/poor performance. Green or red arrows show change in 2021 compared to 2019.

Coastal score **3.19** — 0

Coastal score by vulnerability **4.50** — 0

Related Indicators	2021	2019	2019-2021 change
Size of EEZ	4.0	4.0	— 0
Agreement over all maritime boundaries	5.0	5.0	— 0
Dependency on fish for protein	4.0	4.0	— 0
Authorise foreign vessels to operate in EEZ	5.0	5.0	— 0

Coastal score by prevalence **3.80** — 0

Has MSC-certified fisheries	5.0	5.0	— 0
Views of MCS practitioners on coastal compliance incidents	3.0	3.0	— 0

Coastal score by response **1.00** — 0

Coastal State is contracting party or cooperating non-contracting party to all relevant RFMOs	1.0	1.0	— 0
Operate a national VMS/FMC centre	1.0	1.0	— 0



Flag score **2.71** ▼ **0.07**

Flag score by vulnerability **4.00** ▼ **0.50**


Related Indicators	2021	2019	2019-2021 change
Distant water vessels on RFMO RAVs	4.0	4.0	– 0
Distant water vessels under several RFMOs	4.0	5.0	▼ 1.0

Flag score by prevalence **2.00** – 0

Vessels on IUU lists	1.0	1.0	– 0
View of fisheries observers on flag state compliance incidents	2.0	3.0	▼ 1.0
Views of MCS practitioners on flag state compliance incidents	3.0	2.0	▲ 1.0

Flag score by response **2.56** ▲ **0.18**

Accepted FAO Compliance Agreement	1.0	1.0	– 0
Registered vessels with foreign or unknown ownership 	4.0	not available	
Provision of vessel data for inclusion in Global Record	1.0	1.0	– 0
Compliance with RFMO flag state obligations	4.0	4.0	– 0
Flag State is contracting party or cooperating non-contracting party to all relevant RFMOs	2.0	2.0	– 0

 Indicator ‘Authorised vessel data provided to FAO HSVAR’ used in 2019 has now changed to ‘Registered vessels with foreign or unknown ownership’.

Port score **2.61** – 0

Port score by vulnerability **3.00** – 0

Related Indicators	2021	2019	2019-2021 change
Number of fishing ports	1.0	1.0	– 0
Port visits by foreign fishing or carrier vessels	5.0	5.0	– 0

Port score by prevalence **1.00** ▼ **0.50**

Views of MCS practitioners on port compliance incidents	1.0	1.0	– 0
View of fisheries observers on port compliance incidents	1.0	2.0	▼ 1.0


Port score by response 3.63 ▲ 0.38

Related Indicators	2021	2019	2019-2021 change
Party to the PSMA	1.0	1.0	— 0
Designated ports specified for entry by foreign vessels	5.0	5.0	— 0
Compliance with RFMO port state obligations	4.0	3.0	▲ 1.0

General score 2.03 ▲ 0.03

General score by vulnerability 2.78 — 0

Related Indicators	2021	2019	2019-2021 change
Trade balance for fisheries products	5.0	5.0	— 0
Share of global imports	1.0	1.0	— 0
Perception of levels of corruption	3.0	3.0	— 0
Gross national income per capita	4.0	4.0	— 0
Volume of catches	1.0	1.0	— 0

General score by prevalence 1.43 ▲ 0.43

Carded' under the EU IUU Regulation	1.0	1.0	— 0
Identified' by NOAA for IUU fishing	1.0	1.0	— 0
Mentions of IUU fishing in media reports	2.0	1.0	▲ 1.0

General score by response 1.86 ▼ 0.14

Mandatory vessel tracking for commercial seagoing fleet	1.0	1.0	— 0
Demand for MSC products	5.0	5.0	— 0
Ratification/accesion of UNCLOS Convention	1.0	1.0	— 0
Ratification/accesion of UNFSA	1.0	1.0	— 0
Mentions in media reports to combatting IUU fishing	3.0	4.0	▼ 1.0
Have a NPOA-IUU	1.0	1.0	— 0
Market State is contracting party or cooperating non-contracting party to relevant RFMOs	1.0	1.0	— 0