

2021 Country profile

# USA

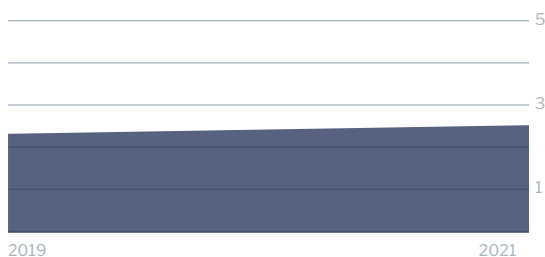
World ranking  
27 of 152 countries ▲ 39

North America ranking  
1 of 2 countries

West Atlantic ranking  
3 of 29 countries ▲ 8

Eastern Pacific ranking  
2 of 13 countries ▲ 3


IUU score trends  
2019 - 2021 change ▲ 0.22



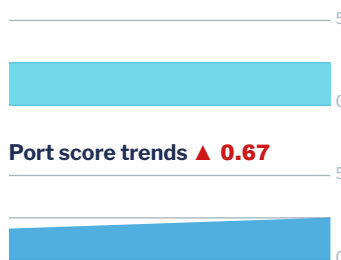
Note: Higher scores, and ranks closer to 1, indicate worse/poor performance. Green or red arrows show change in 2021 compared to 2019.

2021 IUU Score

**2.51**

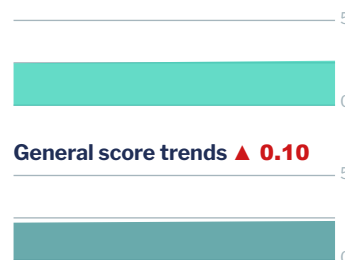


Coastal score trends — 0



2.56 2.67 2.56 2.33  
Coastal Flag Port General

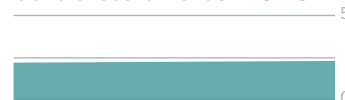
Flag score trends ▲ 0.17



Port score trends ▲ 0.67



General score trends ▲ 0.10



Coastal score **2.56** — 0

Coastal score by vulnerability **4.67** ▲ 0.17

Related Indicators	2021	2019	2019-2021 change
Size of EEZ	5.0	5.0	— 0
Agreement over all maritime boundaries	5.0	5.0	— 0
Dependency on fish for protein	3.0	3.0	— 0
Authorise foreign vessels to operate in EEZ	5.0	not available	

Coastal score by prevalence **1.60** ▼ 1.00

Related Indicators	2021	2019	2019-2021 change
Has MSC-certified fisheries	1.0	5.0	▼ 4.0
Views of MCS practitioners on coastal compliance incidents	2.0	1.0	▲ 1.0

Coastal score by response **1.00** — 0

Related Indicators	2021	2019	2019-2021 change
Coastal State is contracting party or cooperating non-contracting party to all relevant RFMOs	1.0	1.0	— 0
Operate a national VMS/FMC centre	1.0	1.0	— 0

**Flag score** 2.67 ▲ 0.17

**Flag score by vulnerability** 4.50 – 0


Related Indicators	2021	2019	2019-2021 change
Distant water vessels on RFMO RAVs	5.0	5.0	– 0
Distant water vessels under several RFMOs	4.0	4.0	– 0

**Flag score by prevalence** 2.33 ▲ 0.33

Vessels on IUU lists	1.0	1.0	– 0
View of fisheries observers on flag state compliance incidents	4.0	4.0	– 0
Views of MCS practitioners on flag state compliance incidents	2.0	1.0	▲ 1.0

**Flag score by response** 1.78 ▲ 0.11

Accepted FAO Compliance Agreement	1.0	1.0	– 0
Registered vessels with foreign or unknown ownership 	2.0	4.0	▼ 2.0
Provision of vessel data for inclusion in Global Record	1.0	1.0	– 0
Compliance with RFMO flag state obligations	3.0	2.0	▲ 1.0
Flag State is contracting party or cooperating non-contracting party to all relevant RFMOs	1.0	1.0	– 0

 Indicator ‘Authorised vessel data provided to FAO HSVAR’ used in 2019 has now changed to ‘Registered vessels with foreign or unknown ownership’.

**Port score** 2.56 ▲ 0.67

**Port score by vulnerability** 5.00 – 0

Related Indicators	2021	2019	2019-2021 change
Number of fishing ports	5.0	5.0	– 0
Port visits by foreign fishing or carrier vessels	5.0	5.0	– 0

**Port score by prevalence** 3.00 ▲ 2.00

Views of MCS practitioners on port compliance incidents	2.0	1.0	▲ 1.0
View of fisheries observers on port compliance incidents	4.0	1.0	▲ 3.0

## Port score by response 1.00 — 0

Related Indicators	2021	2019	2019-2021 change
Party to the PSMA	1.0	1.0	— 0
Designated ports specified for entry by foreign vessels	1.0	1.0	— 0
Compliance with RFMO port state obligations	1.0	1.0	— 0

## General score 2.33 ▲ 0.10

### General score by vulnerability 3.11 ▲ 0.22

Related Indicators	2021	2019	2019-2021 change
Trade balance for fisheries products	5.0	3.0	▲ 2.0
Share of global imports	5.0	5.0	— 0
Perception of levels of corruption	2.0	2.0	— 0
Gross national income per capita	1.0	1.0	— 0
Volume of catches	5.0	5.0	— 0

### General score by prevalence 2.29 ▲ 0.43

Carded' under the EU IUU Regulation	1.0	1.0	— 0
Identified' by NOAA for IUU fishing	1.0	1.0	— 0
Mentions of IUU fishing in media reports	4.0	3.0	▲ 1.0

### General score by response 1.86 ▼ 0.14

Mandatory vessel tracking for commercial seagoing fleet	1.0	1.0	— 0
Demand for MSC products	3.0	4.0	▼ 1.0
Ratification/accesion of UNCLOS Convention	5.0	5.0	— 0
Ratification/accesion of UNFSA	1.0	1.0	— 0
Mentions in media reports to combatting IUU fishing	1.0	1.0	— 0
Have a NPOA-IUU	1.0	1.0	— 0
Market State is contracting party or cooperating non-contracting party to relevant RFMOs	3.0	3.0	— 0