

2021 Country profile

Uruguay


World ranking
126 of 152 countries ▲ 14

South America ranking
9 of 10 countries ▲ 1

West Atlantic ranking
27 of 29 countries ▲ 1

2021 IUU Score


1.93



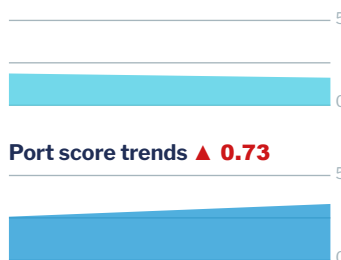
1.63 Coastal
1.10 Flag
3.33 Port
1.83 General

IUU score trends

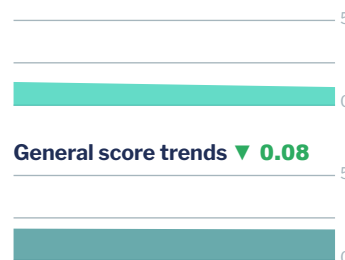
2019 - 2021 change ▲ 0.04



Coastal score trends ▼ 0.28




Flag score trends ▼ 0.32



Port score trends ▲ 0.73



General score trends ▼ 0.08



Note: Higher scores, and ranks closer to 1, indicate worse/poor performance. Green or red arrows show change in 2021 compared to 2019.

Coastal score **1.63** ▼ 0.28

Coastal score by vulnerability **1.33** ▼ 0.17

Related Indicators	2021	2019	2019-2021 change
Size of EEZ	2.0	2.0	— 0
Agreement over all maritime boundaries	1.0	1.0	— 0
Dependency on fish for protein	1.0	1.0	— 0
Authorise foreign vessels to operate in EEZ	1.0	not available	

Coastal score by prevalence **2.60** — 0

Has MSC-certified fisheries	5.0	5.0	— 0
Views of MCS practitioners on coastal compliance incidents	1.0	1.0	— 0

Coastal score by response **1.00** — 0

Coastal State is contracting party or cooperating non-contracting party to all relevant RFMOs	1.0	1.0	— 0
Operate a national VMS/FMC centre	1.0	not available	

Flag score **1.10** ▼ **0.32**


Flag score by vulnerability **1.00** – 0


Related Indicators	2021	2019	2019-2021 change
Distant water vessels on RFMO RAVs	1.0	1.0	– 0
Distant water vessels under several RFMOs	not applicable	1.0	

Flag score by prevalence **1.00** – 0

Vessels on IUU lists	1.0	1.0	– 0
View of fisheries observers on flag state compliance incidents	1.0	1.0	– 0
Views of MCS practitioners on flag state compliance incidents	1.0	1.0	– 0

Flag score by response **1.22** ▼ **0.89**

Accepted FAO Compliance Agreement	1.0	1.0	– 0
Registered vessels with foreign or unknown ownership 	3.0	5.0	▼ 2.0
Provision of vessel data for inclusion in Global Record	1.0	1.0	– 0
Compliance with RFMO flag state obligations	1.0	3.0	▼ 2.0
Flag State is contracting party or cooperating non-contracting party to all relevant RFMOs	1.0	1.0	– 0

 Indicator 'Authorised vessel data provided to FAO HSVAR' used in 2019 has now changed to 'Registered vessels with foreign or unknown ownership'.

Port score **3.33** ▲ **0.73**

Port score by vulnerability **4.00** – 0

Related Indicators	2021	2019	2019-2021 change
Number of fishing ports	3.0	3.0	– 0
Port visits by foreign fishing or carrier vessels	5.0	5.0	– 0

Port score by prevalence **4.50** ▲ **1.50**

Views of MCS practitioners on port compliance incidents	5.0	3.0	▲ 2.0
View of fisheries observers on port compliance incidents	4.0	3.0	▲ 1.0

Port score by response 2.13 ▲ 1.13

Related Indicators	2021	2019	2019-2021 change
Party to the PSMA	1.0	1.0	— 0
Designated ports specified for entry by foreign vessels	1.0	not applicable	
Compliance with RFMO port state obligations	4.0	1.0	▲ 3.0

General score 1.83 ▼ 0.08

General score by vulnerability 2.00 ▲ 0.33

Related Indicators	2021	2019	2019-2021 change
Trade balance for fisheries products	5.0	2.0	▲ 3.0
Share of global imports	1.0	1.0	— 0
Perception of levels of corruption	2.0	2.0	— 0
Gross national income per capita	2.0	2.0	— 0
Volume of catches	1.0	1.0	— 0

General score by prevalence 1.00 — 0

Carded' under the EU IUU Regulation	1.0	1.0	— 0
Identified' by NOAA for IUU fishing	1.0	1.0	— 0
Mentions of IUU fishing in media reports	1.0	1.0	— 0

General score by response 2.14 ▼ 0.86

Mandatory vessel tracking for commercial seagoing fleet	1.0	not available	
Demand for MSC products	5.0	5.0	— 0
Ratification/accesion of UNCLOS Convention	1.0	1.0	— 0
Ratification/accesion of UNFSA	1.0	1.0	— 0
Mentions in media reports to combatting IUU fishing	5.0	5.0	— 0
Have a NPOA-IUU	1.0	not available	
Market State is contracting party or cooperating non-contracting party to relevant RFMOs	1.0	1.0	— 0