



2021 Country profile

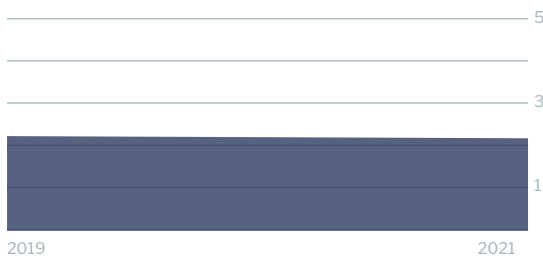
United Kingdom

World ranking
92 of 152 countries ▲ 2

Europe ranking
6 of 31 countries ▲ 4


East Atlantic ranking
20 of 41 countries ▲ 5

IUU score trends
2019 - 2021 change ▼ 0.02

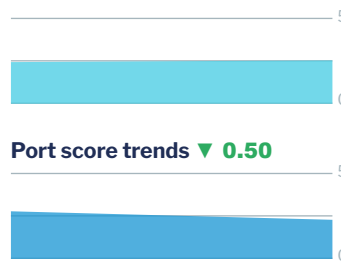


2021 IUU Score

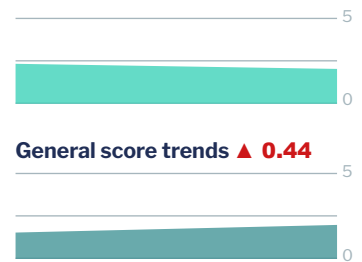
2.17



Coastal score trends ▲ 0.13



Flag score trends ▼ 0.29



Port score trends ▼ 0.50



General score trends ▲ 0.44



Note: Higher scores, and ranks closer to 1, indicate worse/poor performance. Green or red arrows show change in 2021 compared to 2019.

Coastal score **2.56** ▲ 0.13

Coastal score by vulnerability **4.50** – 0

Related Indicators	2021	2019	2019-2021 change
Size of EEZ	5.0	5.0	– 0
Agreement over all maritime boundaries	5.0	5.0	– 0
Dependency on fish for protein	2.0	3.0	▼ 1.0
Authorise foreign vessels to operate in EEZ	5.0	not available	

Coastal score by prevalence **1.00** – 0

Related Indicators	2021	2019	2019-2021 change
Has MSC-certified fisheries	1.0	1.0	– 0
Views of MCS practitioners on coastal compliance incidents	1.0	1.0	– 0

Coastal score by response **1.80** ▼ 0.40

Related Indicators	2021	2019	2019-2021 change
Coastal State is contracting party or cooperating non-contracting party to all relevant RFMOs	3.0	4.0	▼ 1.0
Operate a national VMS/FMC centre	1.0	1.0	– 0

Flag score **2.04** ▼ **0.29**


Flag score by vulnerability **3.00** ▼ **0.50**

Related Indicators	2021	2019	2019-2021 change
Distant water vessels on RFMO RAVs	3.0	2.0	▲ 1.0
Distant water vessels under several RFMOs	3.0	5.0	▼ 2.0

Flag score by prevalence **1.00** ▼ **0.33**

Vessels on IUU lists	1.0	1.0	— 0
View of fisheries observers on flag state compliance incidents	1.0	2.0	▼ 1.0
Views of MCS practitioners on flag state compliance incidents	1.0	1.0	— 0

Flag score by response **2.44** ▼ **0.11**

Accepted FAO Compliance Agreement	5.0	1.0	▲ 4.0
Registered vessels with foreign or unknown ownership 	4.0	3.0	▲ 1.0
Provision of vessel data for inclusion in Global Record	1.0	1.0	— 0
Compliance with RFMO flag state obligations	3.0	5.0	▼ 2.0
Flag State is contracting party or cooperating non-contracting party to all relevant RFMOs	1.0	1.0	— 0

 Indicator 'Authorised vessel data provided to FAO HSVAR' used in 2019 has now changed to 'Registered vessels with foreign or unknown ownership'.

Port score **2.28** ▼ **0.50**

Port score by vulnerability **4.50** — **0**

Related Indicators	2021	2019	2019-2021 change
Number of fishing ports	4.0	4.0	— 0
Port visits by foreign fishing or carrier vessels	5.0	5.0	— 0

Port score by prevalence **1.00** ▼ **1.00**

Views of MCS practitioners on port compliance incidents	1.0	1.0	— 0
View of fisheries observers on port compliance incidents	1.0	3.0	▼ 2.0

Port score by response 2.13 ▼ 0.38

Related Indicators	2021	2019	2019-2021 change
Party to the PSMA	1.0	1.0	— 0
Designated ports specified for entry by foreign vessels	1.0	1.0	— 0
Compliance with RFMO port state obligations	4.0	5.0	▼ 1.0

General score 2.00 ▲ 0.44

General score by vulnerability 1.89 ▲ 0.22

Related Indicators	2021	2019	2019-2021 change
Trade balance for fisheries products	2.0	2.0	— 0
Share of global imports	3.0	4.0	▼ 1.0
Perception of levels of corruption	2.0	1.0	▲ 1.0
Gross national income per capita	1.0	1.0	— 0
Volume of catches	2.0	2.0	— 0

General score by prevalence 1.86 ▲ 0.43

Carded' under the EU IUU Regulation	1.0	1.0	— 0
Identified' by NOAA for IUU fishing	1.0	1.0	— 0
Mentions of IUU fishing in media reports	3.0	2.0	▲ 1.0

General score by response 2.14 ▲ 0.60

Mandatory vessel tracking for commercial seagoing fleet	1.0	1.0	— 0
Demand for MSC products	1.0	1.0	— 0
Ratification/accesion of UNCLOS Convention	1.0	1.0	— 0
Ratification/accesion of UNFSA	1.0	1.0	— 0
Mentions in media reports to combatting IUU fishing	3.0	4.0	▼ 1.0
Have a NPOA-IUU	5.0	not available	
Market State is contracting party or cooperating non-contracting party to relevant RFMOs	1.0	1.0	— 0