

2021 Country profile

Tuvalu


World ranking
111 of 152 countries ▼ 3

Oceania ranking
9 of 15 countries ▼ 1

Western Pacific ranking
23 of 29 countries ▼ 1

2021
IUU
Score


2.04



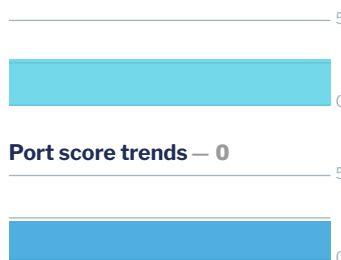
2.75 Coastal
1.67 Flag
2.33 Port
1.74 General

IUU score trends

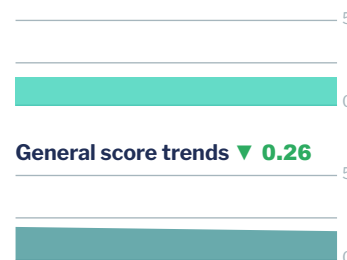
2019 - 2021 change ▼ 0.08



Coastal score trends — 0




Flag score trends ▲ 0.01



Port score trends — 0



General score trends ▼ 0.26



Note: Higher scores, and ranks closer to 1, indicate worse/poor performance. Green or red arrows show change in 2021 compared to 2019.

Coastal score **2.75** — 0

Coastal score by vulnerability **4.00** — 0

Related Indicators	2021	2019	2019-2021 change
Size of EEZ	4.0	4.0	— 0
Agreement over all maritime boundaries	1.0	1.0	— 0
Dependency on fish for protein	5.0*	5.0	— 0
Authorise foreign vessels to operate in EEZ	5.0	5.0	— 0

* indicates that scores from the 2019 version of the Index have been used due to 2021 data not being available

Coastal score by prevalence **2.20** — 0

Has MSC-certified fisheries	4.0	4.0	— 0
Views of MCS practitioners on coastal compliance incidents	1.0	1.0	— 0

Coastal score by response **1.80** — 0

Coastal State is contracting party or cooperating non-contracting party to all relevant RFMOs	3.0	3.0	— 0
Operate a national VMS/FMC centre	1.0	1.0	— 0

Flag score 1.67 ▲ 0.01


Flag score by vulnerability 1.00 – 0


Related Indicators	2021	2019	2019-2021 change
Distant water vessels on RFMO RAVs	1.0	1.0	– 0
Distant water vessels under several RFMOs	1.0	1.0	– 0

Flag score by prevalence 1.00 – 0

Vessels on IUU lists	1.0	1.0	– 0
View of fisheries observers on flag state compliance incidents	1.0	1.0	– 0
Views of MCS practitioners on flag state compliance incidents	1.0	1.0	– 0

Flag score by response 2.78 ▼ 0.10

Accepted FAO Compliance Agreement	5.0	5.0	– 0
Registered vessels with foreign or unknown ownership 	5.0	not available	
Provision of vessel data for inclusion in Global Record	5.0	5.0	– 0
Compliance with RFMO flag state obligations	1.0	2.0	▼ 1.0
Flag State is contracting party or cooperating non-contracting party to all relevant RFMOs	1.0	1.0	– 0

 Indicator ‘Authorised vessel data provided to FAO HSVAR’ used in 2019 has now changed to ‘Registered vessels with foreign or unknown ownership’.

Port score 2.33 – 0

Port score by vulnerability 3.50 – 0

Related Indicators	2021	2019	2019-2021 change
Number of fishing ports	2.0	2.0	– 0
Port visits by foreign fishing or carrier vessels	5.0	5.0	– 0

Port score by prevalence 2.00 – 0

Views of MCS practitioners on port compliance incidents	1.0	1.0	– 0
View of fisheries observers on port compliance incidents	3.0	3.0	– 0

Port score by response 2.00 – 0

Related Indicators	2021	2019	2019-2021 change
Party to the PSMA	5.0	5.0	– 0
Designated ports specified for entry by foreign vessels	1.0	1.0	– 0
Compliance with RFMO port state obligations	1.0	1.0	– 0

General score 1.74 ▼ 0.26

General score by vulnerability 2.33 – 0

Related Indicators	2021	2019	2019-2021 change
Trade balance for fisheries products	5.0	5.0	– 0
Share of global imports	1.0	1.0	– 0
Perception of levels of corruption	not available	not available	
Gross national income per capita	3.0	3.0	– 0
Volume of catches	1.0	1.0	– 0

General score by prevalence 1.00 ▼ 0.43

Carded' under the EU IUU Regulation	1.0	1.0	– 0
Identified' by NOAA for IUU fishing	1.0	1.0	– 0
Mentions of IUU fishing in media reports	1.0	2.0	▼ 1.0

General score by response 1.86 ▼ 0.29

Mandatory vessel tracking for commercial seagoing fleet	1.0	1.0	– 0
Demand for MSC products	5.0	5.0	– 0
Ratification/accesion of UNCLOS Convention	1.0	1.0	– 0
Ratification/accesion of UNFSA	1.0	1.0	– 0
Mentions in media reports to combatting IUU fishing	3.0	5.0	▼ 2.0
Have a NPOA-IUU	1.0	1.0	– 0
Market State is contracting party or cooperating non-contracting party to relevant RFMOs	1.0	1.0	– 0