

2021 Country profile

Tunisia


World ranking
71 of 152 countries ▲ 35

Africa ranking
25 of 38 countries ▲ 9

Mediterranean & Black Sea ranking
12 of 26 countries ▲ 7

2021
IUU
Score


2.26




1.94 Coastal
2.67 Flag
2.22 Port
2.13 General

IUU score trends

2019 - 2021 change ▲ 0.13




Coastal score trends — 0



Port score trends — 0



Flag score trends ▲ 0.36



General score trends ▲ 0.10



Note: Higher scores, and ranks closer to 1, indicate worse/poor performance. Green or red arrows show change in 2021 compared to 2019.

Coastal score **1.94** — 0

Coastal score by vulnerability **2.17** — 0

Related Indicators	2021	2019	2019-2021 change
Size of EEZ	2.0	2.0	— 0
Agreement over all maritime boundaries	5.0	5.0	— 0
Dependency on fish for protein	2.0	2.0	— 0
Authorise foreign vessels to operate in EEZ	1.0	1.0	— 0

Coastal score by prevalence **2.60** — 0

Has MSC-certified fisheries	5.0	5.0	— 0
Views of MCS practitioners on coastal compliance incidents	1.0	1.0	— 0

Coastal score by response **1.00** — 0

Coastal State is contracting party or cooperating non-contracting party to all relevant RFMOs	1.0	1.0	— 0
Operate a national VMS/FMC centre	1.0	1.0	— 0

Flag score 2.67 ▲ 0.36

Flag score by vulnerability 3.50 – 0


Related Indicators	2021	2019	2019-2021 change
Distant water vessels on RFMO RAVs	5.0	5.0	– 0
Distant water vessels under several RFMOs	2.0	2.0	– 0

Flag score by prevalence 1.00 – 0

Vessels on IUU lists	1.0	1.0	– 0
View of fisheries observers on flag state compliance incidents	1.0	1.0	– 0
Views of MCS practitioners on flag state compliance incidents	1.0	1.0	– 0

Flag score by response 3.78 ▲ 0.90

Accepted FAO Compliance Agreement	5.0	5.0	– 0
Registered vessels with foreign or unknown ownership 	2.0	not available	
Provision of vessel data for inclusion in Global Record	5.0	5.0	– 0
Compliance with RFMO flag state obligations	5.0	2.0	▲ 3.0
Flag State is contracting party or cooperating non-contracting party to all relevant RFMOs	1.0	1.0	– 0

 Indicator ‘Authorised vessel data provided to FAO HSVAR’ used in 2019 has now changed to ‘Registered vessels with foreign or unknown ownership’.

Port score 2.22 – 0

Port score by vulnerability 4.50 – 0

Related Indicators	2021	2019	2019-2021 change
Number of fishing ports	4.0	4.0	– 0
Port visits by foreign fishing or carrier vessels	5.0	5.0	– 0

Port score by prevalence 1.00 – 0

Views of MCS practitioners on port compliance incidents	1.0	1.0	– 0
View of fisheries observers on port compliance incidents	1.0	1.0	– 0

Port score by response 2.00 – 0

Related Indicators	2021	2019	2019-2021 change
Party to the PSMA	5.0	5.0	– 0
Designated ports specified for entry by foreign vessels	1.0	1.0	– 0
Compliance with RFMO port state obligations	1.0	1.0	– 0

General score 2.13 ▲ 0.10

General score by vulnerability 2.56 ▲ 0.11

Related Indicators	2021	2019	2019-2021 change
Trade balance for fisheries products	3.0	2.0	▲ 1.0
Share of global imports	1.0	1.0	– 0
Perception of levels of corruption	3.0	3.0	– 0
Gross national income per capita	4.0	4.0	– 0
Volume of catches	1.0	1.0	– 0

General score by prevalence 1.00 – 0

Carded' under the EU IUU Regulation	1.0	1.0	– 0
Identified' by NOAA for IUU fishing	1.0	1.0	– 0
Mentions of IUU fishing in media reports	1.0	1.0	– 0

General score by response 2.43 ▲ 0.14

Mandatory vessel tracking for commercial seagoing fleet	1.0	1.0	– 0
Demand for MSC products	5.0	5.0	– 0
Ratification/accesion of UNCLOS Convention	1.0	1.0	– 0
Ratification/accesion of UNFSA	5.0	5.0	– 0
Mentions in media reports to combatting IUU fishing	5.0	4.0	▲ 1.0
Have a NPOA-IUU	1.0	1.0	– 0
Market State is contracting party or cooperating non-contracting party to relevant RFMOs	1.0	1.0	– 0