

2021 Country profile

# Seychelles

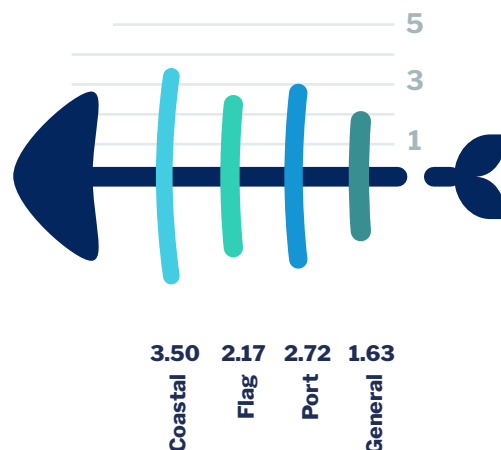
World ranking  
54 of 152 countries ▲ 53

Africa ranking  
18 of 38 countries ▲ 17

West Indian Ocean ranking  
10 of 22 countries ▲ 11

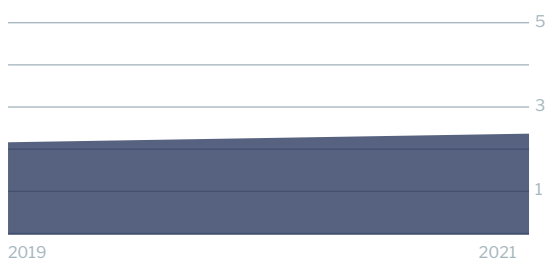
2021 IUU Score

2.34

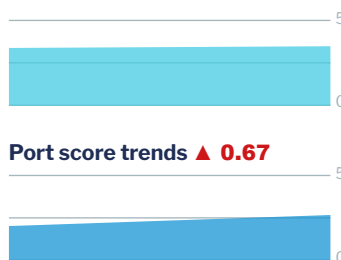


IUU score trends

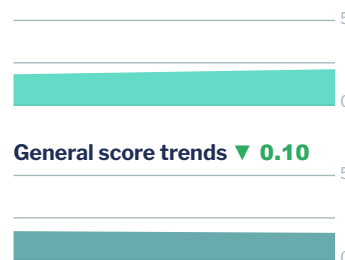
2019 - 2021 change ▲ 0.22



Coastal score trends ▲ 0.13



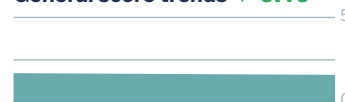
Flag score trends ▲ 0.33



Port score trends ▲ 0.67



General score trends ▼ 0.10



Note: Higher scores, and ranks closer to 1, indicate worse/poor performance. Green or red arrows show change in 2021 compared to 2019.

Coastal score **3.50** ▲ 0.13

Coastal score by vulnerability **4.33** ▼ 0.67

Related Indicators	2021	2019	2019-2021 change
Size of EEZ	5.0	5.0	— 0
Agreement over all maritime boundaries	1.0	5.0	▼ 4.0
Dependency on fish for protein	5.0*	5.0	— 0
Authorise foreign vessels to operate in EEZ	5.0	5.0	— 0

\* indicates that scores from the 2019 version of the Index have been used due to 2021 data not being available

Coastal score by prevalence **5.00** ▲ 1.20

Related Indicators	2021	2019	2019-2021 change
Has MSC-certified fisheries	5.0	5.0	— 0
Views of MCS practitioners on coastal compliance incidents	5.0	3.0	▲ 2.0

Coastal score by response **1.00** — 0

Related Indicators	2021	2019	2019-2021 change
Coastal State is contracting party or cooperating non-contracting party to all relevant RFMOs	1.0	1.0	— 0
Operate a national VMS/FMC centre	1.0	1.0	— 0

**Flag score** **2.17** ▲ **0.33**


**Flag score by vulnerability** **2.50** – 0

Related Indicators	2021	2019	2019-2021 change
Distant water vessels on RFMO RAVs	<b>4.0</b>	3.0	▲ <b>1.0</b>
Distant water vessels under several RFMOs	<b>1.0</b>	2.0	▼ <b>1.0</b>

**Flag score by prevalence** **1.67** – 0

Related Indicators	2021	2019	2019-2021 change
Vessels on IUU lists	<b>3.0</b>	3.0	– 0
View of fisheries observers on flag state compliance incidents	<b>1.0</b>	1.0	– 0
Views of MCS practitioners on flag state compliance incidents	<b>1.0</b>	1.0	– 0

**Flag score by response** **2.44** ▲ **0.89**

Related Indicators	2021	2019	2019-2021 change
Accepted FAO Compliance Agreement	<b>1.0</b>	1.0	– 0
Registered vessels with foreign or unknown ownership 	<b>5.0</b>	1.0	▲ <b>4.0</b>
Provision of vessel data for inclusion in Global Record	<b>1.0</b>	1.0	– 0
Compliance with RFMO flag state obligations	<b>4.0</b>	2.0	▲ <b>2.0</b>
Flag State is contracting party or cooperating non-contracting party to all relevant RFMOs	<b>1.0</b>	2.0	▼ <b>1.0</b>

 Indicator 'Authorised vessel data provided to FAO HSVAR' used in 2019 has now changed to 'Registered vessels with foreign or unknown ownership'.

**Port score** **2.72** ▲ **0.67**

**Port score by vulnerability** **3.50** – 0

Related Indicators	2021	2019	2019-2021 change
Number of fishing ports	<b>2.0</b>	2.0	– 0
Port visits by foreign fishing or carrier vessels	<b>5.0</b>	5.0	– 0

**Port score by prevalence** **3.50** ▲ **2.00**

Related Indicators	2021	2019	2019-2021 change
Views of MCS practitioners on port compliance incidents	<b>4.0</b>	1.0	▲ <b>3.0</b>
View of fisheries observers on port compliance incidents	<b>3.0</b>	2.0	▲ <b>1.0</b>

## Port score by response 1.75 – 0

Related Indicators	2021	2019	2019-2021 change
Party to the PSMA	<b>1.0</b>	1.0	– 0
Designated ports specified for entry by foreign vessels	<b>1.0</b>	1.0	– 0
Compliance with RFMO port state obligations	<b>3.0</b>	3.0	– 0

## General score 1.63 ▼ 0.10

### General score by vulnerability 1.78 ▼ 0.33

Related Indicators	2021	2019	2019-2021 change
Trade balance for fisheries products	<b>3.0</b>	3.0	– 0
Share of global imports	<b>1.0</b>	1.0	– 0
Perception of levels of corruption	<b>2.0</b>	3.0	▼ 1.0
Gross national income per capita	<b>2.0</b>	2.0	– 0
Volume of catches	<b>1.0</b>	1.0	– 0

### General score by prevalence 1.00 – 0

Carded' under the EU IUU Regulation	<b>1.0</b>	1.0	– 0
Identified' by NOAA for IUU fishing	<b>1.0</b>	1.0	– 0
Mentions of IUU fishing in media reports	<b>1.0</b>	1.0	– 0

### General score by response 1.86 – 0

Mandatory vessel tracking for commercial seagoing fleet	<b>1.0</b>	1.0	– 0
Demand for MSC products	<b>5.0</b>	5.0	– 0
Ratification/accesion of UNCLOS Convention	<b>1.0</b>	1.0	– 0
Ratification/accesion of UNFSA	<b>1.0</b>	1.0	– 0
Mentions in media reports to combatting IUU fishing	<b>3.0</b>	3.0	– 0
Have a NPOA-IUU	<b>1.0</b>	1.0	– 0
Market State is contracting party or cooperating non-contracting party to relevant RFMOs	<b>1.0</b>	1.0	– 0