

2021 Country profile

# Senegal


**World ranking**  
60 of 152 countries ▲ 18

**Africa ranking**  
21 of 38 countries ▲ 6

**East Atlantic ranking**  
15 of 41 countries ▲ 7

2021 IUU Score


**2.31**



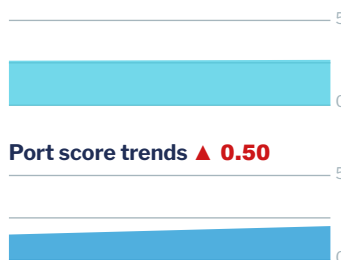
**2.69** Coastal  
**2.13** Flag  
**2.06** Port  
**2.40** General

**IUU score trends**

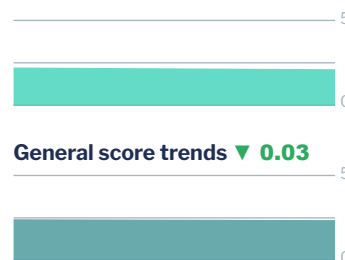
2019 - 2021 change ▲ 0.07



**Coastal score trends ▲ 0.06**



**Flag score trends ▼ 0.13**



**Port score trends ▲ 0.50**



**General score trends ▼ 0.03**



Note: Higher scores, and ranks closer to 1, indicate worse/poor performance. Green or red arrows show change in 2021 compared to 2019.

## Coastal score **2.69** ▲ 0.06

### Coastal score by vulnerability **3.17** ▼ 0.83

Related Indicators	2021	2019	2019-2021 change
Size of EEZ	<b>3.0</b>	3.0	— 0
Agreement over all maritime boundaries	<b>1.0</b>	5.0	▼ 4.0
Dependency on fish for protein	<b>2.0</b>	3.0	▼ 1.0
Authorise foreign vessels to operate in EEZ	<b>5.0</b>	5.0	— 0

### Coastal score by prevalence **3.80** ▲ 1.20

Has MSC-certified fisheries	<b>5.0</b>	5.0	— 0
Views of MCS practitioners on coastal compliance incidents	<b>3.0</b>	1.0	▲ 2.0

### Coastal score by response **1.00** — 0

Coastal State is contracting party or cooperating non-contracting party to all relevant RFMOs	<b>1.0</b>	1.0	— 0
Operate a national VMS/FMC centre	<b>1.0</b>	1.0	— 0

**Flag score** **2.13** ▼ **0.13**

**Flag score by vulnerability** **1.50** – 0

Related Indicators	2021	2019	2019-2021 change
Distant water vessels on RFMO RAVs	<b>2.0</b>	2.0	– 0
Distant water vessels under several RFMOs	<b>1.0</b>	1.0	– 0

**Flag score by prevalence** **1.67** ▲ **0.33**

Vessels on IUU lists	<b>1.0</b>	1.0	– 0
View of fisheries observers on flag state compliance incidents	<b>1.0</b>	1.0	– 0
Views of MCS practitioners on flag state compliance incidents	<b>3.0</b>	2.0	▲ <b>1.0</b>

**Flag score by response** **3.00** ▼ **0.67**

Accepted FAO Compliance Agreement	<b>1.0</b>	1.0	– 0
Registered vessels with foreign or unknown ownership 	<b>5.0</b>	5.0	– 0
Provision of vessel data for inclusion in Global Record	<b>5.0</b>	5.0	– 0
Compliance with RFMO flag state obligations	<b>3.0</b>	5.0	▼ <b>2.0</b>
Flag State is contracting party or cooperating non-contracting party to all relevant RFMOs	<b>1.0</b>	1.0	– 0

 Indicator ‘Authorised vessel data provided to FAO HSVAR’ used in 2019 has now changed to ‘Registered vessels with foreign or unknown ownership’.

**Port score** **2.06** ▲ **0.50**

**Port score by vulnerability** **3.50** – 0

Related Indicators	2021	2019	2019-2021 change
Number of fishing ports	<b>2.0</b>	2.0	– 0
Port visits by foreign fishing or carrier vessels	<b>5.0</b>	5.0	– 0

**Port score by prevalence** **2.50** ▲ **1.50**

Views of MCS practitioners on port compliance incidents	<b>4.0</b>	1.0	▲ <b>3.0</b>
View of fisheries observers on port compliance incidents	<b>1.0</b>	1.0	– 0



## Port score by response 1.00 – 0

Related Indicators	2021	2019	2019-2021 change
Party to the PSMA	1.0	1.0	– 0
Designated ports specified for entry by foreign vessels	1.0	1.0	– 0
Compliance with RFMO port state obligations	1.0	1.0	– 0

## General score 2.40 ▼ 0.03

### General score by vulnerability 3.22 – 0

Related Indicators	2021	2019	2019-2021 change
Trade balance for fisheries products	5.0	5.0	– 0
Share of global imports	1.0	1.0	– 0
Perception of levels of corruption	3.0	3.0	– 0
Gross national income per capita	5.0	5.0	– 0
Volume of catches	2.0	2.0	– 0

### General score by prevalence 1.86 ▼ 0.43

Carded' under the EU IUU Regulation	1.0	1.0	– 0
Identified' by NOAA for IUU fishing	1.0	1.0	– 0
Mentions of IUU fishing in media reports	3.0	4.0	▼ 1.0

### General score by response 2.14 ▲ 0.14

Mandatory vessel tracking for commercial seagoing fleet	1.0	1.0	– 0
Demand for MSC products	5.0	5.0	– 0
Ratification/accesion of UNCLOS Convention	1.0	1.0	– 0
Ratification/accesion of UNFSA	1.0	1.0	– 0
Mentions in media reports to combatting IUU fishing	5.0	4.0	▲ 1.0
Have a NPOA-IUU	1.0	1.0	– 0
Market State is contracting party or cooperating non-contracting party to relevant RFMOs	1.0	1.0	– 0