


2021 Country profile

Saint Vincent & the Grenadines

2021 IUU Score

2.23




World ranking

78 of 152 countries ▲ 20

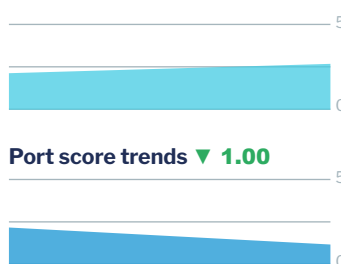
Caribbean & Central America ranking

IUU score trends

2019 - 2021 change ▲ 0.05

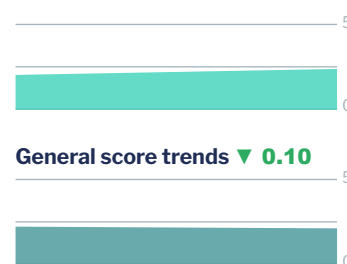


Coastal score trends ▲ 0.53



2.69 Coastal
2.42 Flag
1.22 Port
2.13 General

Flag score trends ▲ 0.36



Port score trends ▼ 1.00



General score trends ▼ 0.10



Note: Higher scores, and ranks closer to 1, indicate worse/poor performance. Green or red arrows show change in 2021 compared to 2019.

Coastal score 2.69 ▲ 0.53

Coastal score by vulnerability 2.17 – 0

Related Indicators	2021	2019	2019-2021 change
Size of EEZ	2.0	2.0	– 0
Agreement over all maritime boundaries	5.0	5.0	– 0
Dependency on fish for protein	2.0	2.0	– 0
Authorise foreign vessels to operate in EEZ	1.0	1.0	– 0

Coastal score by prevalence 2.60 – 0

Has MSC-certified fisheries	5.0	5.0	– 0
Views of MCS practitioners on coastal compliance incidents	1.0	1.0	– 0

Coastal score by response 3.40 ▲ 2.40

Coastal State is contracting party or cooperating non-contracting party to all relevant RFMOs	1.0	1.0	– 0
Operate a national VMS/FMC centre	5.0	not available	

Flag score 2.42 ▲ 0.36

Flag score by vulnerability 1.00 – 0

Related Indicators	2021	2019	2019-2021 change
Distant water vessels on RFMO RAVs	1.0	1.0	– 0
Distant water vessels under several RFMOs	1.0	not applicable	

Flag score by prevalence 2.00 ▲ 0.33

Vessels on IUU lists	3.0	3.0	– 0
View of fisheries observers on flag state compliance incidents	1.0	1.0	– 0
Views of MCS practitioners on flag state compliance incidents	2.0	1.0	▲ 1.0

Flag score by response 3.78 ▲ 0.78

Accepted FAO Compliance Agreement	5.0	not applicable	
Registered vessels with foreign or unknown ownership 	5.0	not available	
Provision of vessel data for inclusion in Global Record	5.0	5.0	– 0
Compliance with RFMO flag state obligations	4.0	3.0	▲ 1.0
Flag State is contracting party or cooperating non-contracting party to all relevant RFMOs	1.0	1.0	– 0

 Indicator ‘Authorised vessel data provided to FAO HSVAR’ used in 2019 has now changed to ‘Registered vessels with foreign or unknown ownership’.

Port score 1.22 ▼ 1.00

Port score by vulnerability 1.50 ▼ 2.00

Related Indicators	2021	2019	2019-2021 change
Number of fishing ports	2.0	2.0	– 0
Port visits by foreign fishing or carrier vessels	1.0	5.0	▼ 4.0

Port score by prevalence -

Views of MCS practitioners on port compliance incidents	-	1.0	▼ 1.0
View of fisheries observers on port compliance incidents	-	1.0	▼ 1.0

Port score by response 1.00 ▼ 1.50

Related Indicators	2021	2019	2019-2021 change
Party to the PSMA	1.0	1.0	– 0
Designated ports specified for entry by foreign vessels	not applicable	5.0	
Compliance with RFMO port state obligations	1.0	1.0	– 0

General score 2.13 ▼ 0.10

General score by vulnerability 2.11 ▼ 0.33

Related Indicators	2021	2019	2019-2021 change
Trade balance for fisheries products	1.0	4.0	▼ 3.0
Share of global imports	1.0	1.0	– 0
Perception of levels of corruption	3.0	3.0	– 0
Gross national income per capita	3.0	3.0	– 0
Volume of catches	1.0	1.0	– 0

General score by prevalence 2.14 – 0

Carded' under the EU IUU Regulation	5.0	5.0	– 0
Identified' by NOAA for IUU fishing	1.0	1.0	– 0
Mentions of IUU fishing in media reports	1.0	1.0	– 0

General score by response 2.14 – 0

Mandatory vessel tracking for commercial seagoing fleet	1.0	1.0	– 0
Demand for MSC products	5.0	5.0	– 0
Ratification/accesion of UNCLOS Convention	1.0	1.0	– 0
Ratification/accesion of UNFSA	1.0	1.0	– 0
Mentions in media reports to combatting IUU fishing	5.0	5.0	– 0
Have a NPOA-IUU	1.0	1.0	– 0
Market State is contracting party or cooperating non-contracting party to relevant RFMOs	1.0	1.0	– 0