



2021 Country profile


# Papua New Guinea

World ranking  
99 of 152 countries ▼ 18

Oceania ranking  
7 of 15 countries ▼ 2


Western Pacific ranking  
21 of 29 countries ▼ 3

IUU score trends  
2019 - 2021 change ▼ 0.09




2021 IUU Score

**2.14**



Coastal score trends ▼ 0.50




Port score trends — 0



2.56 Coastal  
1.92 Flag  
2.28 Port  
2.00 General

Flag score trends ▲ 0.13



General score trends ▼ 0.10



Note: Higher scores, and ranks closer to 1, indicate worse/poor performance. Green or red arrows show change in 2021 compared to 2019.

**Coastal score** **2.56** ▼ 0.50

**Coastal score by vulnerability** **3.83** — 0

| Related Indicators                          | 2021 | 2019 | 2019-2021 change |
|---|------|------|------------------|
| Size of EEZ                                 | 5.0  | 5.0  | — 0              |
| Agreement over all maritime boundaries      | 1.0  | 1.0  | — 0              |
| Dependency on fish for protein              | 2.0* | 2.0  | — 0              |
| Authorise foreign vessels to operate in EEZ | 5.0  | 5.0  | — 0              |

\* indicates that scores from the 2019 version of the Index have been used due to 2021 data not being available

**Coastal score by prevalence** **1.80** ▼ 1.60

| Related Indicators   | 2021 | 2019 | 2019-2021 change |
|--|------|------|------------------|
| Has MSC-certified fisheries                                | 3.0  | 4.0  | ▼ 1.0            |
| Views of MCS practitioners on coastal compliance incidents | 1.0  | 3.0  | ▼ 2.0            |

**Coastal score by response** **1.80** — 0

| Related Indicators  | 2021 | 2019 | 2019-2021 change |
|---|------|------|------------------|
| Coastal State is contracting party or cooperating non-contracting party to all relevant RFMOs | 3.0  | 3.0  | — 0              |
| Operate a national VMS/FMC centre   | 1.0  | 1.0  | — 0              |

**Flag score** 1.92 ▲ 0.13

**Flag score by vulnerability** 1.50 – 0

| Related Indicators                        | 2021 | 2019 | 2019-2021 change |
|---|------|------|------------------|
| Distant water vessels on RFMO RAVs        | 2.0  | 2.0  | – 0              |
| Distant water vessels under several RFMOs | 1.0  | 1.0  | – 0              |

**Flag score by prevalence** 1.00 – 0

|  |     |     |     |
|--|-----|-----|-----|
| Vessels on IUU lists   | 1.0 | 1.0 | – 0 |
| View of fisheries observers on flag state compliance incidents | 1.0 | 1.0 | – 0 |
| Views of MCS practitioners on flag state compliance incidents  | 1.0 | 1.0 | – 0 |

**Flag score by response** 3.11 ▲ 0.24

|  |     |               |     |
|--|-----|---------------|-----|
| Accepted FAO Compliance Agreement  | 5.0 | 5.0           | – 0 |
| Registered vessels with foreign or unknown ownership  | 5.0 | not available |     |
| Provision of vessel data for inclusion in Global Record  | 5.0 | 5.0           | – 0 |
| Compliance with RFMO flag state obligations  | 2.0 | 2.0           | – 0 |
| Flag State is contracting party or cooperating non-contracting party to all relevant RFMOs   | 1.0 | 1.0           | – 0 |

 Indicator 'Authorised vessel data provided to FAO HSVAR' used in 2019 has now changed to 'Registered vessels with foreign or unknown ownership'.

**Port score** 2.28 – 0

**Port score by vulnerability** 4.00 – 0

| Related Indicators                                | 2021 | 2019 | 2019-2021 change |
|---|------|------|------------------|
| Number of fishing ports                           | 3.0  | 3.0  | – 0              |
| Port visits by foreign fishing or carrier vessels | 5.0  | 5.0  | – 0              |

**Port score by prevalence** 1.50 – 0

|  |     |     |     |
|--|-----|-----|-----|
| Views of MCS practitioners on port compliance incidents  | 1.0 | 1.0 | – 0 |
| View of fisheries observers on port compliance incidents | 2.0 | 2.0 | – 0 |

## Port score by response 2.00 – 0

| Related Indicators                                      | 2021 | 2019 | 2019-2021 change |
|---|------|------|------------------|
| Party to the PSMA                                       | 5.0  | 5.0  | – 0              |
| Designated ports specified for entry by foreign vessels | 1.0  | 1.0  | – 0              |
| Compliance with RFMO port state obligations             | 1.0  | 1.0  | – 0              |

## General score 2.00 ▼ 0.10

### General score by vulnerability 3.00 – 0

| Related Indicators                   | 2021 | 2019 | 2019-2021 change |
|--------------------------------------|------|------|------------------|
| Trade balance for fisheries products | 4.0  | 4.0  | – 0              |
| Share of global imports              | 1.0  | 1.0  | – 0              |
| Perception of levels of corruption   | 4.0  | 4.0  | – 0              |
| Gross national income per capita     | 4.0  | 4.0  | – 0              |
| Volume of catches                    | 1.0  | 1.0  | – 0              |

### General score by prevalence 1.00 ▼ 0.43

|  |     |     |       |
|--|-----|-----|-------|
| Carded' under the EU IUU Regulation      | 1.0 | 1.0 | – 0   |
| Identified' by NOAA for IUU fishing      | 1.0 | 1.0 | – 0   |
| Mentions of IUU fishing in media reports | 1.0 | 2.0 | ▼ 1.0 |

### General score by response 1.86 – 0

|  |     |     |     |
|--|-----|-----|-----|
| Mandatory vessel tracking for commercial seagoing fleet                                  | 1.0 | 1.0 | – 0 |
| Demand for MSC products  | 5.0 | 5.0 | – 0 |
| Ratification/accesion of UNCLOS Convention   | 1.0 | 1.0 | – 0 |
| Ratification/accesion of UNFSA   | 1.0 | 1.0 | – 0 |
| Mentions in media reports to combatting IUU fishing                                      | 3.0 | 3.0 | – 0 |
| Have a NPOA-IUU  | 1.0 | 1.0 | – 0 |
| Market State is contracting party or cooperating non-contracting party to relevant RFMOs | 1.0 | 1.0 | – 0 |