



2021 Country profile

Palau


World ranking
89 of 152 countries ▲ 26

Oceania ranking
6 of 15 countries ▲ 5

Western Pacific ranking
20 of 29 countries ▲ 5

2021
IUU
Score


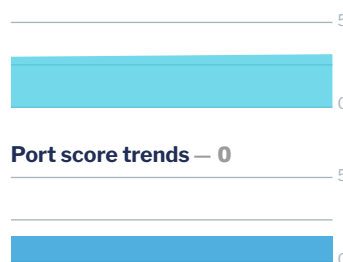
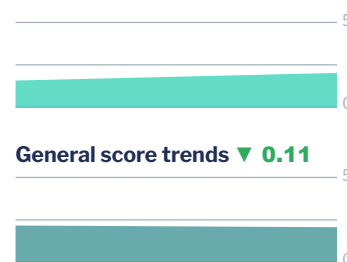
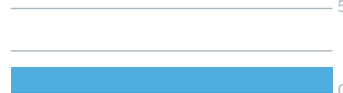

2.17



3.13 2.05 1.56 2.11
Coastal Flag Port General

IUU score trends

2019 - 2021 change ▲ 0.10

**Coastal score trends ▲ 0.13****Flag score trends ▲ 0.47****Port score trends — 0****General score trends ▼ 0.11**

Note: Higher scores, and ranks closer to 1, indicate worse/poor performance. Green or red arrows show change in 2021 compared to 2019.

Coastal score 3.13 ▲ 0.13

Coastal score by vulnerability 4.00 ▼ 0.67

Related Indicators	2021	2019	2019-2021 change
Size of EEZ	4.0	4.0	— 0
Agreement over all maritime boundaries	1.0	5.0	▼ 4.0
Dependency on fish for protein	5.0*	5.0	— 0
Authorise foreign vessels to operate in EEZ	5.0	5.0	— 0

* indicates that scores from the 2019 version of the Index have been used due to 2021 data not being available

Coastal score by prevalence 3.40 ▲ 1.20

Has MSC-certified fisheries	4.0	4.0	— 0
Views of MCS practitioners on coastal compliance incidents	3.0	1.0	▲ 2.0

Coastal score by response 1.80 — 0

Coastal State is contracting party or cooperating non-contracting party to all relevant RFMOs	3.0	3.0	— 0
Operate a national VMS/FMC centre	1.0	1.0	— 0

**Flag score** **2.05** ▲ **0.47****Flag score by vulnerability** **1.00** — **0**


Related Indicators	2021	2019	2019-2021 change
Distant water vessels on RFMO RAVs	1.0	1.0	— 0
Distant water vessels under several RFMOs	not applicable	not applicable	

Flag score by prevalence **1.67** ▲ **0.33**

Vessels on IUU lists	3.0	2.0	▲ 1.0
View of fisheries observers on flag state compliance incidents	1.0	1.0	— 0
Views of MCS practitioners on flag state compliance incidents	1.0	1.0	— 0

Flag score by response **2.88** ▲ **0.73**

Accepted FAO Compliance Agreement	not applicable	not applicable	
Registered vessels with foreign or unknown ownership 	5.0	not available	
Provision of vessel data for inclusion in Global Record	5.0	5.0	— 0
Compliance with RFMO flag state obligations	2.0	1.0	▲ 1.0
Flag State is contracting party or cooperating non-contracting party to all relevant RFMOs	1.0	1.0	— 0

 Indicator 'Authorised vessel data provided to FAO HSVAR' used in 2019 has now changed to 'Registered vessels with foreign or unknown ownership'.

Port score **1.56** — **0****Port score by vulnerability** **3.50** — **0**

Related Indicators	2021	2019	2019-2021 change
Number of fishing ports	2.0	2.0	— 0
Port visits by foreign fishing or carrier vessels	5.0	5.0	— 0

Port score by prevalence **1.00** — **0**

Views of MCS practitioners on port compliance incidents	1.0	1.0	— 0
View of fisheries observers on port compliance incidents	1.0	1.0	— 0



Port score by response 1.00 — 0

Related Indicators	2021	2019	2019-2021 change
Party to the PSMA	1.0	1.0	— 0
Designated ports specified for entry by foreign vessels	1.0	1.0	— 0
Compliance with RFMO port state obligations	1.0	1.0	— 0

General score 2.11 ▼ 0.11

General score by vulnerability 1.50 ▼ 0.33

Related Indicators	2021	2019	2019-2021 change
Trade balance for fisheries products	2.0	4.0	▼ 2.0
Share of global imports	1.0	1.0	— 0
Perception of levels of corruption	not available	not available	
Gross national income per capita	2.0	2.0	— 0
Volume of catches	1.0	1.0	— 0

General score by prevalence 1.43 ▲ 0.43

Carded' under the EU IUU Regulation	1.0	1.0	— 0
Identified' by NOAA for IUU fishing	1.0	1.0	— 0
Mentions of IUU fishing in media reports	2.0	1.0	▲ 1.0

General score by response 2.71 ▼ 0.29

Mandatory vessel tracking for commercial seagoing fleet	1.0	1.0	— 0
Demand for MSC products	5.0	5.0	— 0
Ratification/accession of UNCLOS Convention	1.0	1.0	— 0
Ratification/accession of UNFSA	1.0	1.0	— 0
Mentions in media reports to combatting IUU fishing	3.0	5.0	▼ 2.0
Have a NPOA-IUU	5.0	5.0	— 0
Market State is contracting party or cooperating non-contracting party to relevant RFMOs	1.0	1.0	— 0