

2021 Country profile

Norway


World ranking
105 of 152 countries ▼ 12

Europe ranking
9 of 31 countries

East Atlantic ranking
23 of 41 countries ▲ 1

2021 IUU Score


2.10



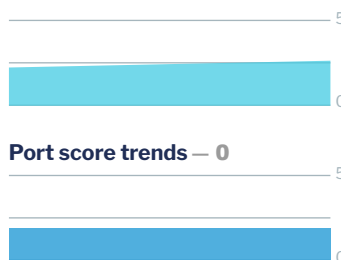
2.63 Coastal
1.92 Flag
1.89 Port
2.10 General

IUU score trends

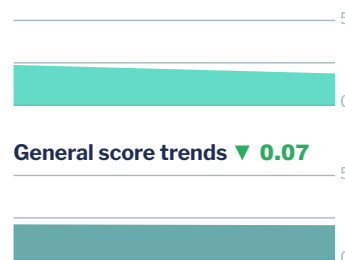
2019 - 2021 change ▼ 0.09



Coastal score trends ▲ 0.38




Flag score trends ▼ 0.50



Port score trends — 0



General score trends ▼ 0.07



Note: Higher scores, and ranks closer to 1, indicate worse/poor performance. Green or red arrows show change in 2021 compared to 2019.

Coastal score **2.63** ▲ 0.38

Coastal score by vulnerability **4.33** — 0

Related Indicators	2021	2019	2019-2021 change
Size of EEZ	5.0	5.0	— 0
Agreement over all maritime boundaries	1.0	1.0	— 0
Dependency on fish for protein	5.0	5.0	— 0
Authorise foreign vessels to operate in EEZ	5.0	5.0	— 0

Coastal score by prevalence **2.20** ▲ 1.20

Has MSC-certified fisheries	1.0	1.0	— 0
Views of MCS practitioners on coastal compliance incidents	3.0	1.0	▲ 2.0

Coastal score by response **1.00** — 0

Coastal State is contracting party or cooperating non-contracting party to all relevant RFMOs	1.0	1.0	— 0
Operate a national VMS/FMC centre	1.0	1.0	— 0

Flag score 1.92 ▼ 0.50

Flag score by vulnerability 3.50 ▼ 0.50

Related Indicators	2021	2019	2019-2021 change
Distant water vessels on RFMO RAVs	4.0	4.0	– 0
Distant water vessels under several RFMOs	3.0	4.0	▼ 1.0

Flag score by prevalence 1.00 – 0

Vessels on IUU lists	1.0	1.0	– 0
View of fisheries observers on flag state compliance incidents	1.0	1.0	– 0
Views of MCS practitioners on flag state compliance incidents	1.0	1.0	– 0

Flag score by response 1.78 ▼ 1.00

Accepted FAO Compliance Agreement	1.0	1.0	– 0
Registered vessels with foreign or unknown ownership 	2.0	3.0	▼ 1.0
Provision of vessel data for inclusion in Global Record	1.0	5.0	▼ 4.0
Compliance with RFMO flag state obligations	3.0	3.0	– 0
Flag State is contracting party or cooperating non-contracting party to all relevant RFMOs	1.0	1.0	– 0

 Indicator ‘Authorised vessel data provided to FAO HSVAR’ used in 2019 has now changed to ‘Registered vessels with foreign or unknown ownership’.

Port score 1.89 – 0

Port score by vulnerability 5.00 – 0

Related Indicators	2021	2019	2019-2021 change
Number of fishing ports	5.0	5.0	– 0
Port visits by foreign fishing or carrier vessels	5.0	5.0	– 0

Port score by prevalence 1.00 – 0

Views of MCS practitioners on port compliance incidents	1.0	1.0	– 0
View of fisheries observers on port compliance incidents	1.0	1.0	– 0

Port score by response 1.00 – 0

Related Indicators	2021	2019	2019-2021 change
Party to the PSMA	1.0	1.0	– 0
Designated ports specified for entry by foreign vessels	1.0	1.0	– 0
Compliance with RFMO port state obligations	1.0	1.0	– 0

General score 2.10 ▼ 0.07

General score by vulnerability 2.44 – 0

Related Indicators	2021	2019	2019-2021 change
Trade balance for fisheries products	5.0	4.0	▲ 1.0
Share of global imports	2.0	3.0	▼ 1.0
Perception of levels of corruption	1.0	1.0	– 0
Gross national income per capita	1.0	1.0	– 0
Volume of catches	5.0	5.0	– 0

General score by prevalence 1.00 – 0

Carded' under the EU IUU Regulation	1.0	1.0	– 0
Identified' by NOAA for IUU fishing	1.0	1.0	– 0
Mentions of IUU fishing in media reports	1.0	1.0	– 0

General score by response 2.43 ▼ 0.14

Mandatory vessel tracking for commercial seagoing fleet	1.0	1.0	– 0
Demand for MSC products	1.0	2.0	▼ 1.0
Ratification/accesion of UNCLOS Convention	1.0	1.0	– 0
Ratification/accesion of UNFSA	1.0	1.0	– 0
Mentions in media reports to combatting IUU fishing	5.0	5.0	– 0
Have a NPOA-IUU	5.0	5.0	– 0
Market State is contracting party or cooperating non-contracting party to relevant RFMOs	1.0	1.0	– 0