

2021 Country profile

Nigeria


World ranking
35 of 152 countries ▲ 14

Africa ranking
13 of 38 countries ▲ 3

East Atlantic ranking
9 of 41 countries ▲ 4

2021 IUU Score


2.44




3.19 Coastal
1.95 Flag
2.61 Port
2.27 General

IUU score trends

2019 - 2021 change ▲ 0.05




Coastal score trends ▲ 0.69




Port score trends ▲ 0.33



Flag score trends ▼ 0.26



General score trends ▼ 0.23



Note: Higher scores, and ranks closer to 1, indicate worse/poor performance. Green or red arrows show change in 2021 compared to 2019.

Coastal score 3.19 ▲ 0.69

Coastal score by vulnerability 3.00 ▼ 0.17

Related Indicators	2021	2019	2019-2021 change
Size of EEZ	3.0	3.0	— 0
Agreement over all maritime boundaries	1.0	1.0	— 0
Dependency on fish for protein	1.0	2.0	▼ 1.0
Authorise foreign vessels to operate in EEZ	5.0	5.0	— 0

Coastal score by prevalence 3.20 — 0

Has MSC-certified fisheries	5.0	5.0	— 0
Views of MCS practitioners on coastal compliance incidents	2.0	2.0	— 0

Coastal score by response 3.40 ▲ 2.40

Coastal State is contracting party or cooperating non-contracting party to all relevant RFMOs	1.0	1.0	— 0
Operate a national VMS/FMC centre	5.0	1.0	▲ 4.0

Flag score 1.95 ▼ 0.26

Flag score by vulnerability 1.00 – 0

Related Indicators	2021	2019	2019-2021 change
Distant water vessels on RFMO RAVs	1.0	1.0	– 0
Distant water vessels under several RFMOs	not applicable	not applicable	

Flag score by prevalence 1.67 ▼ 0.33

Vessels on IUU lists	3.0	3.0	– 0
View of fisheries observers on flag state compliance incidents	1.0	1.0	– 0
Views of MCS practitioners on flag state compliance incidents	1.0	2.0	▼ 1.0

Flag score by response 2.63 ▼ 0.38

Accepted FAO Compliance Agreement	not applicable	not applicable	
Registered vessels with foreign or unknown ownership 	3.0	not available	
Provision of vessel data for inclusion in Global Record	5.0	5.0	– 0
Compliance with RFMO flag state obligations	2.0	3.0	▼ 1.0
Flag State is contracting party or cooperating non-contracting party to all relevant RFMOs	1.0	1.0	– 0

 Indicator 'Authorised vessel data provided to FAO HSVAR' used in 2019 has now changed to 'Registered vessels with foreign or unknown ownership'.

Port score 2.61 ▲ 0.33

Port score by vulnerability 4.00 – 0

Related Indicators	2021	2019	2019-2021 change
Number of fishing ports	3.0	3.0	– 0
Port visits by foreign fishing or carrier vessels	5.0	5.0	– 0

Port score by prevalence 1.00 ▼ 0.50

Views of MCS practitioners on port compliance incidents	1.0	2.0	▼ 1.0
View of fisheries observers on port compliance incidents	1.0	1.0	– 0

Port score by response 3.13 ▲ 1.13

Related Indicators	2021	2019	2019-2021 change
Party to the PSMA	5.0	5.0	— 0
Designated ports specified for entry by foreign vessels	1.0	1.0	— 0
Compliance with RFMO port state obligations	4.0	1.0	▲ 3.0

General score 2.27 ▼ 0.23

General score by vulnerability 3.44 ▲ 0.22

Related Indicators	2021	2019	2019-2021 change
Trade balance for fisheries products	5.0	5.0	— 0
Share of global imports	2.0	2.0	— 0
Perception of levels of corruption	4.0	4.0	— 0
Gross national income per capita	4.0	4.0	— 0
Volume of catches	2.0	1.0	▲ 1.0

General score by prevalence 1.00 ▼ 1.29

Carded' under the EU IUU Regulation	1.0	1.0	— 0
Identified' by NOAA for IUU fishing	1.0	1.0	— 0
Mentions of IUU fishing in media reports	1.0	4.0	▼ 3.0

General score by response 2.14 — 0

Mandatory vessel tracking for commercial seagoing fleet	1.0	1.0	— 0
Demand for MSC products	5.0	5.0	— 0
Ratification/accesion of UNCLOS Convention	1.0	1.0	— 0
Ratification/accesion of UNFSA	1.0	1.0	— 0
Mentions in media reports to combatting IUU fishing	5.0	5.0	— 0
Have a NPOA-IUU	1.0	1.0	— 0
Market State is contracting party or cooperating non-contracting party to relevant RFMOs	1.0	1.0	— 0