

2021 Country profile

# Nicaragua


World ranking  
71 of 152 countries ▲ 42

Caribbean & Central America ranking  
12 of 21 countries ▲ 3

West Atlantic ranking  
16 of 29 countries ▲ 6


Eastern Pacific ranking  
8 of 13 countries

IUU score trends  
2019 - 2021 change ▲ 0.17

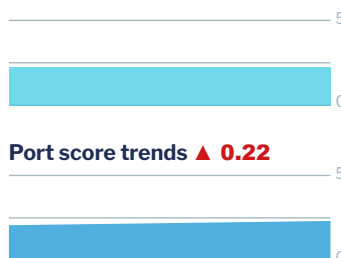


2021 IUU Score

2.26

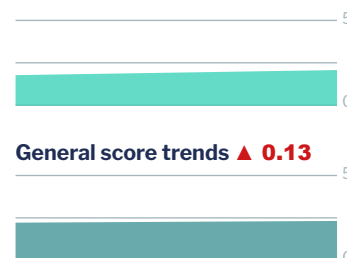


Coastal score trends — 0



2.25 Coastal  
2.08 Flag  
2.33 Port  
2.37 General

Flag score trends ▲ 0.30



Port score trends ▲ 0.22



General score trends ▲ 0.13



Note: Higher scores, and ranks closer to 1, indicate worse/poor performance. Green or red arrows show change in 2021 compared to 2019.

Coastal score **2.25** — 0

Coastal score by vulnerability **3.00** — 0

Related Indicators	2021	2019	2019-2021 change
Size of EEZ	3.0	3.0	— 0
Agreement over all maritime boundaries	1.0*	1.0	— 0
Dependency on fish for protein	1.0	1.0	— 0
Authorise foreign vessels to operate in EEZ	5.0*	5.0	— 0

\* indicates that scores from the 2019 version of the Index have been used due to 2021 data not being available

Coastal score by prevalence **2.60** — 0

Related Indicators	2021	2019	2019-2021 change
Has MSC-certified fisheries	5.0	5.0	— 0
Views of MCS practitioners on coastal compliance incidents	1.0	1.0	— 0

Coastal score by response **1.00** — 0

Related Indicators	2021	2019	2019-2021 change
Coastal State is contracting party or cooperating non-contracting party to all relevant RFMOs	1.0	1.0	— 0
Operate a national VMS/FMC centre	1.0*	1.0	— 0

\* indicates that scores from the 2019 version of the Index have been used due to 2021 data not being available

**Flag score** **2.08** ▲ **0.30**

**Flag score by vulnerability** **2.50** ▲ **0.50**


Related Indicators	2021	2019	2019-2021 change
Distant water vessels on RFMO RAVs	3.0	3.0	– 0
Distant water vessels under several RFMOs	2.0	1.0	▲ 1.0

**Flag score by prevalence** **1.00** – 0

Related Indicators	2021	2019	2019-2021 change
Vessels on IUU lists	1.0	1.0	– 0
View of fisheries observers on flag state compliance incidents	1.0	1.0	– 0
Views of MCS practitioners on flag state compliance incidents	1.0	1.0	– 0

**Flag score by response** **2.89** ▲ **0.39**

Related Indicators	2021	2019	2019-2021 change
Accepted FAO Compliance Agreement	5.0	5.0	– 0
Registered vessels with foreign or unknown ownership 	5.0	not available	
Provision of vessel data for inclusion in Global Record	1.0	5.0	▼ 4.0
Compliance with RFMO flag state obligations	4.0	1.0	▲ 3.0
Flag State is contracting party or cooperating non-contracting party to all relevant RFMOs	1.0	1.0	– 0

 Indicator ‘Authorised vessel data provided to FAO HSVAR’ used in 2019 has now changed to ‘Registered vessels with foreign or unknown ownership’.

**Port score** **2.33** ▲ **0.22**

**Port score by vulnerability** **4.00** – 0

Related Indicators	2021	2019	2019-2021 change
Number of fishing ports	3.0	3.0	– 0
Port visits by foreign fishing or carrier vessels	5.0	5.0	– 0

**Port score by prevalence** **1.00** – 0

Related Indicators	2021	2019	2019-2021 change
Views of MCS practitioners on port compliance incidents	1.0	1.0	– 0
View of fisheries observers on port compliance incidents	1.0	1.0	– 0

## Port score by response **2.50** ▲ 0.50

Related Indicators	2021	2019	2019-2021 change
Party to the PSMA	<b>1.0</b>	5.0	▼ 4.0
Designated ports specified for entry by foreign vessels	<b>5.0</b>	1.0	▲ 4.0
Compliance with RFMO port state obligations	<b>1.0</b>	1.0	— 0

## General score **2.37** ▲ 0.13

### General score by vulnerability **3.33** ▲ 0.22

Related Indicators	2021	2019	2019-2021 change
Trade balance for fisheries products	<b>5.0</b>	5.0	— 0
Share of global imports	<b>1.0</b>	1.0	— 0
Perception of levels of corruption	<b>4.0</b>	4.0	— 0
Gross national income per capita	<b>5.0</b>	4.0	▲ 1.0
Volume of catches	<b>1.0</b>	1.0	— 0

### General score by prevalence **1.00** — 0

Carded' under the EU IUU Regulation	<b>1.0</b>	1.0	— 0
Identified' by NOAA for IUU fishing	<b>1.0</b>	1.0	— 0
Mentions of IUU fishing in media reports	<b>1.0</b>	1.0	— 0

### General score by response **2.43** ▲ 0.14

Mandatory vessel tracking for commercial seagoing fleet	<b>1.0*</b>	1.0	— 0
Demand for MSC products	<b>5.0</b>	5.0	— 0
Ratification/accesion of UNCLOS Convention	<b>1.0</b>	1.0	— 0
Ratification/accesion of UNFSA	<b>5.0</b>	5.0	— 0
Mentions in media reports to combatting IUU fishing	<b>5.0</b>	4.0	▲ 1.0
Have a NPOA-IUU	<b>1.0*</b>	1.0	— 0
Market State is contracting party or cooperating non-contracting party to relevant RFMOs	<b>1.0</b>	1.0	— 0

\* indicates that scores from the 2019 version of the Index have been used due to 2021 data not being available