

2021 Country profile

Myanmar


World ranking
34 of 152 countries ▼ 23

Asia ranking
10 of 20 countries ▼ 5

East Indian Ocean ranking
1 of 9 countries ▼ 1

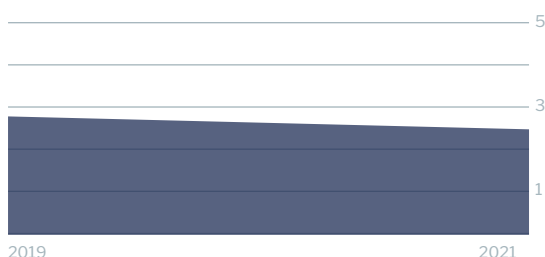
2021 IUU Score

2.44

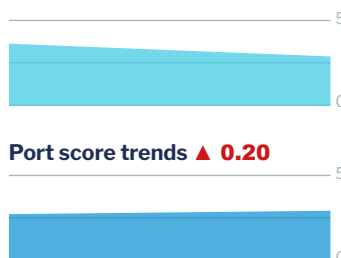


2.88 Coastal
1.56 Flag
2.93 Port
2.50 General

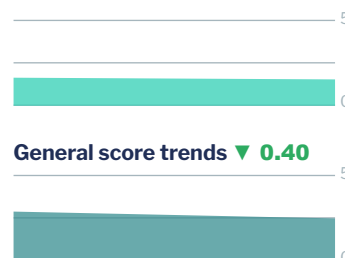
IUU score trends
2019 - 2021 change ▼ 0.29



Coastal score trends ▼ 0.75



Flag score trends ▼ 0.11



Port score trends ▲ 0.20



General score trends ▼ 0.40



Note: Higher scores, and ranks closer to 1, indicate worse/poor performance. Green or red arrows show change in 2021 compared to 2019.

Coastal score **2.88** ▼ 0.75

Coastal score by vulnerability **4.00** - 0

Related Indicators	2021	2019	2019-2021 change
Size of EEZ	4.0	4.0	- 0
Agreement over all maritime boundaries	1.0	1.0	- 0
Dependency on fish for protein	5.0	5.0	- 0
Authorise foreign vessels to operate in EEZ	5.0	5.0	- 0

Coastal score by prevalence **2.60** - 0

Has MSC-certified fisheries	5.0	5.0	- 0
Views of MCS practitioners on coastal compliance incidents	1.0	1.0	- 0

Coastal score by response **1.80** ▼ 2.40

Coastal State is contracting party or cooperating non-contracting party to all relevant RFMOs	3.0	3.0	- 0
Operate a national VMS/FMC centre	1.0	5.0	▼ 4.0

Flag score **1.56** ▼ **0.11**

Flag score by vulnerability **1.00** – 0

Related Indicators	2021	2019	2019-2021 change
Distant water vessels on RFMO RAVs	1.0	1.0	– 0
Distant water vessels under several RFMOs	not applicable	not applicable	

Flag score by prevalence **1.00** – 0

Vessels on IUU lists	1.0	1.0	– 0
View of fisheries observers on flag state compliance incidents	1.0	1.0	– 0
Views of MCS practitioners on flag state compliance incidents	1.0	1.0	– 0

Flag score by response **2.67** ▼ **0.33**

Accepted FAO Compliance Agreement	1.0	1.0	– 0
Registered vessels with foreign or unknown ownership 	3.0	5.0	▼ 2.0
Provision of vessel data for inclusion in Global Record	5.0	5.0	– 0
Compliance with RFMO flag state obligations	not applicable	not applicable	
Flag State is contracting party or cooperating non-contracting party to all relevant RFMOs	1.0	1.0	– 0

 Indicator 'Authorised vessel data provided to FAO HSVAR' used in 2019 has now changed to 'Registered vessels with foreign or unknown ownership'.

Port score **2.93** ▲ **0.20**

Port score by vulnerability **4.50** – 0

Related Indicators	2021	2019	2019-2021 change
Number of fishing ports	4.0	4.0	– 0
Port visits by foreign fishing or carrier vessels	5.0	5.0	– 0

Port score by prevalence **1.50** ▲ **0.50**

Views of MCS practitioners on port compliance incidents	2.0	1.0	▲ 1.0
View of fisheries observers on port compliance incidents	1.0	1.0	– 0

Port score by response 3.40 – 0

Related Indicators	2021	2019	2019-2021 change
Party to the PSMA	1.0	1.0	– 0
Designated ports specified for entry by foreign vessels	5.0	5.0	– 0
Compliance with RFMO port state obligations	not applicable	not applicable	

General score 2.50 ▼ 0.40

General score by vulnerability 3.78 – 0

Related Indicators	2021	2019	2019-2021 change
Trade balance for fisheries products	5.0	5.0	– 0
Share of global imports	1.0	1.0	– 0
Perception of levels of corruption	4.0	4.0	– 0
Gross national income per capita	5.0	5.0	– 0
Volume of catches	3.0	3.0	– 0

General score by prevalence 1.00 – 0

Carded' under the EU IUU Regulation	1.0	1.0	– 0
Identified' by NOAA for IUU fishing	1.0	1.0	– 0
Mentions of IUU fishing in media reports	1.0	1.0	– 0

General score by response 2.43 ▼ 0.86

Mandatory vessel tracking for commercial seagoing fleet	1.0	5.0	▼ 4.0
Demand for MSC products	5.0	5.0	– 0
Ratification/accesion of UNCLOS Convention	1.0	1.0	– 0
Ratification/accesion of UNFSA	5.0	5.0	– 0
Mentions in media reports to combatting IUU fishing	5.0	5.0	– 0
Have a NPOA-IUU	1.0	1.0	– 0
Market State is contracting party or cooperating non-contracting party to relevant RFMOs	1.0	1.0	– 0