

2021 Country profile

Marshall Isl.


World ranking
68 of 152 countries ▲ 42

Oceania ranking
2 of 15 countries ▲ 7

Western Pacific ranking
16 of 29 countries ▲ 7

2021 IUU Score


2.27




2.31 Coastal
1.92 Flag
3.17 Port
1.96 General

IUU score trends

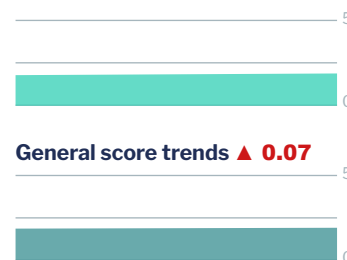
2019 - 2021 change ▲ 0.16



Coastal score trends ▼ 0.38




Flag score trends ▲ 0.13



Port score trends ▲ 0.83



General score trends ▲ 0.07



Note: Higher scores, and ranks closer to 1, indicate worse/poor performance. Green or red arrows show change in 2021 compared to 2019.

Coastal score **2.31** ▼ 0.38

Coastal score by vulnerability **3.83** ▼ 0.67

Related Indicators	2021	2019	2019-2021 change
Size of EEZ	5.0	5.0	— 0
Agreement over all maritime boundaries	1.0	5.0	▼ 4.0
Dependency on fish for protein	2.0*	2.0	— 0
Authorise foreign vessels to operate in EEZ	5.0	5.0	— 0

* indicates that scores from the 2019 version of the Index have been used due to 2021 data not being available

Coastal score by prevalence **1.80** ▼ 0.40

Has MSC-certified fisheries	3.0	4.0	▼ 1.0
Views of MCS practitioners on coastal compliance incidents	1.0	1.0	— 0

Coastal score by response **1.00** — 0

Coastal State is contracting party or cooperating non-contracting party to all relevant RFMOs	1.0	1.0	— 0
Operate a national VMS/FMC centre	1.0	1.0	— 0

Flag score 1.92 ▲ 0.13

Flag score by vulnerability 1.50 – 0

Related Indicators	2021	2019	2019-2021 change
Distant water vessels on RFMO RAVs	2.0	2.0	– 0
Distant water vessels under several RFMOs	1.0	1.0	– 0

Flag score by prevalence 1.00 – 0

Vessels on IUU lists	1.0	1.0	– 0
View of fisheries observers on flag state compliance incidents	1.0	1.0	– 0
Views of MCS practitioners on flag state compliance incidents	1.0	1.0	– 0

Flag score by response 3.11 ▲ 0.24

Accepted FAO Compliance Agreement	5.0	5.0	– 0
Registered vessels with foreign or unknown ownership 	5.0	not available	
Provision of vessel data for inclusion in Global Record	5.0	5.0	– 0
Compliance with RFMO flag state obligations	2.0	2.0	– 0
Flag State is contracting party or cooperating non-contracting party to all relevant RFMOs	1.0	1.0	– 0

 Indicator ‘Authorised vessel data provided to FAO HSVAR’ used in 2019 has now changed to ‘Registered vessels with foreign or unknown ownership’.

Port score 3.17 ▲ 0.83

Port score by vulnerability 3.50 – 0

Related Indicators	2021	2019	2019-2021 change
Number of fishing ports	2.0	2.0	– 0
Port visits by foreign fishing or carrier vessels	5.0	5.0	– 0

Port score by prevalence 2.50 ▲ 0.50

Views of MCS practitioners on port compliance incidents	1.0	1.0	– 0
View of fisheries observers on port compliance incidents	4.0	3.0	▲ 1.0



Port score by response 3.50 ▲ 1.50

Related Indicators	2021	2019	2019-2021 change
Party to the PSMA	5.0	5.0	— 0
Designated ports specified for entry by foreign vessels	5.0	1.0	▲ 4.0
Compliance with RFMO port state obligations	1.0	1.0	— 0

General score 1.96 ▲ 0.07

General score by vulnerability 2.33 — 0

Related Indicators	2021	2019	2019-2021 change
Trade balance for fisheries products	5.0	5.0	— 0
Share of global imports	1.0	1.0	— 0
Perception of levels of corruption	not available	not available	
Gross national income per capita	3.0	3.0	— 0
Volume of catches	1.0	1.0	— 0

General score by prevalence 1.86 ▲ 0.86

Carded' under the EU IUU Regulation	1.0	1.0	— 0
Identified' by NOAA for IUU fishing	1.0	1.0	— 0
Mentions of IUU fishing in media reports	3.0	1.0	▲ 2.0

General score by response 1.86 ▼ 0.29

Mandatory vessel tracking for commercial seagoing fleet	1.0	1.0	— 0
Demand for MSC products	5.0	5.0	— 0
Ratification/accesion of UNCLOS Convention	1.0	1.0	— 0
Ratification/accesion of UNFSA	1.0	1.0	— 0
Mentions in media reports to combatting IUU fishing	3.0	5.0	▼ 2.0
Have a NPOA-IUU	1.0	1.0	— 0
Market State is contracting party or cooperating non-contracting party to relevant RFMOs	1.0	1.0	— 0