

2021 Country profile

# Malta


**World ranking**  
131 of 152 countries ▼ 5

**Europe ranking**  
17 of 31 countries ▼ 1

**Mediterranean & Black Sea ranking**  
21 of 26 countries

2021  
IUU  
Score

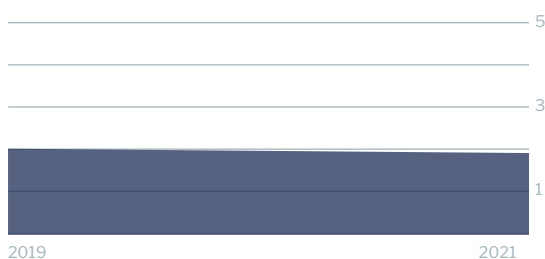
**1.88**



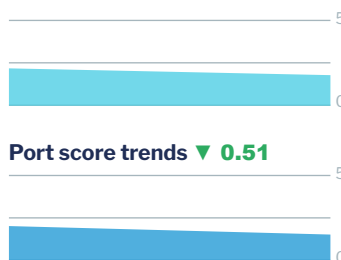
**1.81** Coastal  
**1.71** Flag  
**1.56** Port  
**2.23** General

**IUU score trends**

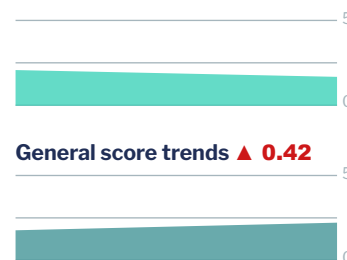
2019 - 2021 change ▼ 0.14



**Coastal score trends ▼ 0.40**




**Flag score trends ▼ 0.38**



**Port score trends ▼ 0.51**



**General score trends ▲ 0.42**



Note: Higher scores, and ranks closer to 1, indicate worse/poor performance. Green or red arrows show change in 2021 compared to 2019.

## Coastal score **1.81** ▼ 0.40

### Coastal score by vulnerability **1.83** ▼ 1.42

Related Indicators	2021	2019	2019-2021 change
Size of EEZ	<b>2.0</b>	2.0	— 0
Agreement over all maritime boundaries	<b>1.0</b>	5.0	▼ 4.0
Dependency on fish for protein	<b>4.0</b>	4.0	— 0
Authorise foreign vessels to operate in EEZ	<b>1.0</b>	not available	

### Coastal score by prevalence **2.60** — 0

Has MSC-certified fisheries	<b>5.0</b>	5.0	— 0
Views of MCS practitioners on coastal compliance incidents	<b>1.0</b>	1.0	— 0

### Coastal score by response **1.00** — 0

Coastal State is contracting party or cooperating non-contracting party to all relevant RFMOs	<b>1.0</b>	1.0	— 0
Operate a national VMS/FMC centre	<b>1.0</b>	1.0	— 0

**Flag score** 1.71 ▼ 0.38

**Flag score by vulnerability** 3.50 – 0

Related Indicators	2021	2019	2019-2021 change
Distant water vessels on RFMO RAVs	5.0	5.0	– 0
Distant water vessels under several RFMOs	2.0	2.0	– 0

**Flag score by prevalence** 1.00 – 0

Vessels on IUU lists	1.0	1.0	– 0
View of fisheries observers on flag state compliance incidents	1.0	1.0	– 0
Views of MCS practitioners on flag state compliance incidents	1.0	1.0	– 0

**Flag score by response** 1.22 ▼ 1.00

Accepted FAO Compliance Agreement	1.0	1.0	– 0
Registered vessels with foreign or unknown ownership 	3.0	3.0	– 0
Provision of vessel data for inclusion in Global Record	1.0	1.0	– 0
Compliance with RFMO flag state obligations	1.0	4.0	▼ 3.0
Flag State is contracting party or cooperating non-contracting party to all relevant RFMOs	1.0	1.0	– 0

 Indicator ‘Authorised vessel data provided to FAO HSVAR’ used in 2019 has now changed to ‘Registered vessels with foreign or unknown ownership’.

**Port score** 1.56 ▼ 0.51

**Port score by vulnerability** 3.50 – 0

Related Indicators	2021	2019	2019-2021 change
Number of fishing ports	2.0	2.0	– 0
Port visits by foreign fishing or carrier vessels	5.0	5.0	– 0

**Port score by prevalence** 1.00 – 0

Views of MCS practitioners on port compliance incidents	1.0	1.0	– 0
View of fisheries observers on port compliance incidents	1.0	1.0	– 0

## Port score by response 1.00 ▼ 1.20

Related Indicators	2021	2019	2019-2021 change
Party to the PSMA	1.0	1.0	— 0
Designated ports specified for entry by foreign vessels	1.0	not applicable	
Compliance with RFMO port state obligations	1.0	3.0	▼ 2.0

## General score 2.23 ▲ 0.42

### General score by vulnerability 1.67 ▼ 0.22

Related Indicators	2021	2019	2019-2021 change
Trade balance for fisheries products	1.0	1.0	— 0
Share of global imports	1.0	1.0	— 0
Perception of levels of corruption	3.0	3.0	— 0
Gross national income per capita	1.0	2.0	▼ 1.0
Volume of catches	1.0	1.0	— 0

### General score by prevalence 1.43 ▲ 0.43

Carded' under the EU IUU Regulation	1.0	1.0	— 0
Identified' by NOAA for IUU fishing	1.0	1.0	— 0
Mentions of IUU fishing in media reports	2.0	1.0	▲ 1.0

### General score by response 3.00 ▲ 0.73

Mandatory vessel tracking for commercial seagoing fleet	1.0	1.0	— 0
Demand for MSC products	5.0	4.0	▲ 1.0
Ratification/accesion of UNCLOS Convention	1.0	1.0	— 0
Ratification/accesion of UNFSA	1.0	1.0	— 0
Mentions in media reports to combatting IUU fishing	5.0	5.0	— 0
Have a NPOA-IUU	5.0	not available	
Market State is contracting party or cooperating non-contracting party to relevant RFMOs	1.0	1.0	— 0