

2021 Country profile

Lithuania


World ranking
119 of 152 countries ▲ 5

Europe ranking
13 of 31 countries ▲ 1

East Atlantic ranking
28 of 41 countries ▲ 1

2021 IUU Score


1.98



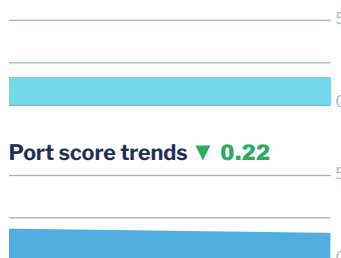
1.69 Coastal
1.96 Flag
1.67 Port
2.27 General

IUU score trends

2019 - 2021 change ▼ 0.05



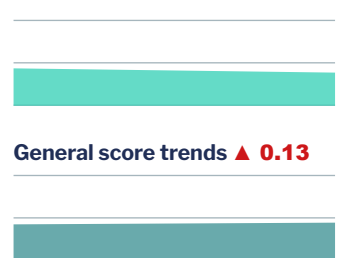
Coastal score trends — 0



Port score trends ▼ 0.22



Flag score trends ▼ 0.25



General score trends ▲ 0.13



Note: Higher scores, and ranks closer to 1, indicate worse/poor performance. Green or red arrows show change in 2021 compared to 2019.

Coastal score **1.69** — 0

Coastal score by vulnerability **1.50** — 0

Related Indicators	2021	2019	2019-2021 change
Size of EEZ	1.0	1.0	— 0
Agreement over all maritime boundaries	1.0	1.0	— 0
Dependency on fish for protein	4.0	4.0	— 0
Authorise foreign vessels to operate in EEZ	1.0	1.0	— 0

Coastal score by prevalence **2.60** — 0

Has MSC-certified fisheries	5.0	5.0	— 0
Views of MCS practitioners on coastal compliance incidents	1.0	1.0	— 0

Coastal score by response **1.00** — 0

Coastal State is contracting party or cooperating non-contracting party to all relevant RFMOs	1.0	1.0	— 0
Operate a national VMS/FMC centre	1.0	1.0	— 0

Flag score 1.96 ▼ 0.25

Flag score by vulnerability 3.50 – 0

Related Indicators	2021	2019	2019-2021 change
Distant water vessels on RFMO RAVs	2.0	2.0	– 0
Distant water vessels under several RFMOs	5.0	5.0	– 0

Flag score by prevalence 1.00 ▼ 0.33

Vessels on IUU lists	1.0	1.0	– 0
View of fisheries observers on flag state compliance incidents	1.0	1.0	– 0
Views of MCS practitioners on flag state compliance incidents	1.0	2.0	▼ 1.0

Flag score by response 1.89 ▼ 0.33

Accepted FAO Compliance Agreement	1.0	1.0	– 0
Registered vessels with foreign or unknown ownership 	3.0	3.0	– 0
Provision of vessel data for inclusion in Global Record	1.0	1.0	– 0
Compliance with RFMO flag state obligations	3.0	4.0	▼ 1.0
Flag State is contracting party or cooperating non-contracting party to all relevant RFMOs	1.0	1.0	– 0

 Indicator ‘Authorised vessel data provided to FAO HSVAR’ used in 2019 has now changed to ‘Registered vessels with foreign or unknown ownership’.

Port score 1.67 ▼ 0.22

Port score by vulnerability 1.50 ▼ 2.00

Related Indicators	2021	2019	2019-2021 change
Number of fishing ports	2.0	2.0	– 0
Port visits by foreign fishing or carrier vessels	1.0	5.0	▼ 4.0

Port score by prevalence -

Views of MCS practitioners on port compliance incidents	-	1.0	▼ 1.0
View of fisheries observers on port compliance incidents	-	1.0	▼ 1.0

Port score by response 1.75 – 0

Related Indicators	2021	2019	2019-2021 change
Party to the PSMA	1.0	1.0	– 0
Designated ports specified for entry by foreign vessels	1.0	1.0	– 0
Compliance with RFMO port state obligations	3.0	3.0	– 0

General score 2.27 ▲ 0.13

General score by vulnerability 2.33 ▲ 0.44

Related Indicators	2021	2019	2019-2021 change
Trade balance for fisheries products	5.0	1.0	▲ 4.0
Share of global imports	1.0	1.0	– 0
Perception of levels of corruption	3.0	3.0	– 0
Gross national income per capita	2.0	2.0	– 0
Volume of catches	1.0	1.0	– 0

General score by prevalence 1.00 – 0

Carded' under the EU IUU Regulation	1.0	1.0	– 0
Identified' by NOAA for IUU fishing	1.0	1.0	– 0
Mentions of IUU fishing in media reports	1.0	1.0	– 0

General score by response 2.86 – 0

Mandatory vessel tracking for commercial seagoing fleet	1.0	1.0	– 0
Demand for MSC products	4.0	4.0	– 0
Ratification/accesion of UNCLOS Convention	1.0	1.0	– 0
Ratification/accesion of UNFSA	1.0	1.0	– 0
Mentions in media reports to combatting IUU fishing	5.0	5.0	– 0
Have a NPOA-IUU	5.0	5.0	– 0
Market State is contracting party or cooperating non-contracting party to relevant RFMOs	1.0	1.0	– 0