

2021 Country profile

Liberia


World ranking
16 of 152 countries ▼ 7

Africa ranking
6 of 38 countries ▼ 3

East Atlantic ranking
3 of 41 countries

2021 IUU Score


2.59



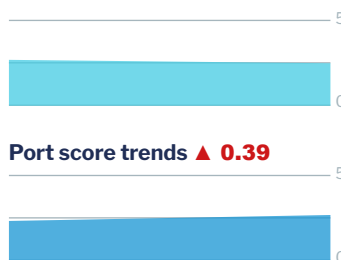
2.50 Coastal
2.92 Flag
2.72 Port
2.30 General

IUU score trends

2019 - 2021 change ▼ 0.17



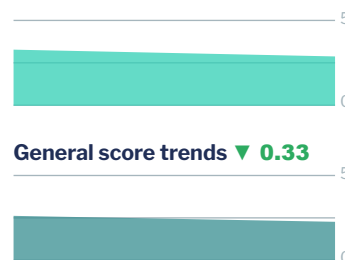
Coastal score trends ▼ 0.19




Port score trends ▲ 0.39



Flag score trends ▼ 0.39



General score trends ▼ 0.33



Note: Higher scores, and ranks closer to 1, indicate worse/poor performance. Green or red arrows show change in 2021 compared to 2019.

Coastal score 2.50 ▼ 0.19

Coastal score by vulnerability 3.67 - 0

Related Indicators	2021	2019	2019-2021 change
Size of EEZ	3.0	3.0	- 0
Agreement over all maritime boundaries	5.0	5.0	- 0
Dependency on fish for protein	1.0	1.0	- 0
Authorise foreign vessels to operate in EEZ	5.0	5.0	- 0

Coastal score by prevalence 2.60 ▼ 0.60

Has MSC-certified fisheries	5.0	5.0	- 0
Views of MCS practitioners on coastal compliance incidents	1.0	2.0	▼ 1.0

Coastal score by response 1.00 - 0

Coastal State is contracting party or cooperating non-contracting party to all relevant RFMOs	1.0	1.0	- 0
Operate a national VMS/FMC centre	1.0	1.0	- 0

Flag score 2.92 ▼ 0.39

Flag score by vulnerability 4.00 ▼ 0.50

Related Indicators	2021	2019	2019-2021 change
Distant water vessels on RFMO RAVs	3.0	4.0	▼ 1.0
Distant water vessels under several RFMOs	5.0	5.0	— 0

Flag score by prevalence 1.67 ▼ 0.33

Vessels on IUU lists	3.0	3.0	— 0
View of fisheries observers on flag state compliance incidents	1.0	1.0	— 0
Views of MCS practitioners on flag state compliance incidents	1.0	2.0	▼ 1.0

Flag score by response 3.44 ▼ 0.43

Accepted FAO Compliance Agreement	5.0	5.0	— 0
Registered vessels with foreign or unknown ownership 	5.0	not available	
Provision of vessel data for inclusion in Global Record	1.0	5.0	▼ 4.0
Compliance with RFMO flag state obligations	5.0	4.0	▲ 1.0
Flag State is contracting party or cooperating non-contracting party to all relevant RFMOs	2.0	2.0	— 0

 Indicator 'Authorised vessel data provided to FAO HSVAR' used in 2019 has now changed to 'Registered vessels with foreign or unknown ownership'.

Port score 2.72 ▲ 0.39

Port score by vulnerability 3.50 — 0

Related Indicators	2021	2019	2019-2021 change
Number of fishing ports	2.0	2.0	— 0
Port visits by foreign fishing or carrier vessels	5.0	5.0	— 0

Port score by prevalence 1.00 — 0

Views of MCS practitioners on port compliance incidents	1.0	1.0	— 0
View of fisheries observers on port compliance incidents	1.0	1.0	— 0

Port score by response 3.63 ▲ 0.88

Related Indicators	2021	2019	2019-2021 change
Party to the PSMA	1.0	5.0	▼ 4.0
Designated ports specified for entry by foreign vessels	5.0	1.0	▲ 4.0
Compliance with RFMO port state obligations	4.0	3.0	▲ 1.0

General score 2.30 ▼ 0.33

General score by vulnerability 3.22 ▼ 0.11

Related Indicators	2021	2019	2019-2021 change
Trade balance for fisheries products	4.0	5.0	▼ 1.0
Share of global imports	1.0	1.0	— 0
Perception of levels of corruption	4.0	4.0	— 0
Gross national income per capita	5.0	5.0	— 0
Volume of catches	1.0	1.0	— 0

General score by prevalence 2.00 ▲ 0.43

Carded' under the EU IUU Regulation	3.0	3.0	— 0
Identified' by NOAA for IUU fishing	1.0	1.0	— 0
Mentions of IUU fishing in media reports	2.0	1.0	▲ 1.0

General score by response 1.86 ▼ 0.86

Mandatory vessel tracking for commercial seagoing fleet	1.0	1.0	— 0
Demand for MSC products	5.0	5.0	— 0
Ratification/accesion of UNCLOS Convention	1.0	1.0	— 0
Ratification/accesion of UNFSA	1.0	1.0	— 0
Mentions in media reports to combatting IUU fishing	3.0	3.0	— 0
Have a NPOA-IUU	1.0	5.0	▼ 4.0
Market State is contracting party or cooperating non-contracting party to relevant RFMOs	1.0	1.0	— 0