

2021 Country profile

# Kiribati


**World ranking**  
74 of 152 countries ▼ 32

**Oceania ranking**  
3 of 15 countries ▼ 1

**Western Pacific ranking**  
17 of 29 countries ▼ 3

2021  
IUU  
Score

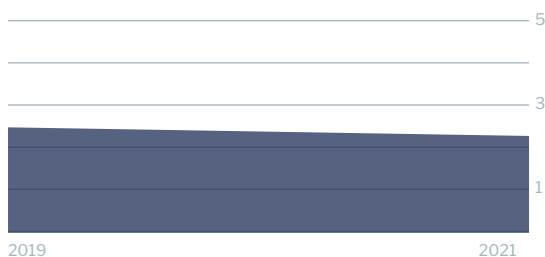
**2.25**




**2.88** Coastal  
**1.92** Flag  
**2.78** Port  
**1.81** General

**IUU score trends**

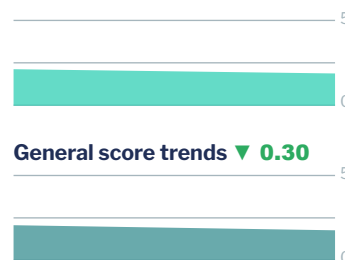
2019 - 2021 change ▼ 0.21



**Coastal score trends ▼ 0.63**




**Flag score trends ▼ 0.21**



**Port score trends ▲ 0.33**



**General score trends ▼ 0.30**



Note: Higher scores, and ranks closer to 1, indicate worse/poor performance. Green or red arrows show change in 2021 compared to 2019.

## Coastal score **2.88** ▼ 0.63

### Coastal score by vulnerability **4.33** ▼ 0.67

Related Indicators	2021	2019	2019-2021 change
Size of EEZ	<b>5.0</b>	5.0	— 0
Agreement over all maritime boundaries	<b>1.0</b>	5.0	▼ 4.0
Dependency on fish for protein	<b>5.0</b>	5.0	— 0
Authorise foreign vessels to operate in EEZ	<b>5.0</b>	5.0	— 0

### Coastal score by prevalence **2.20** ▼ 1.20

Has MSC-certified fisheries	<b>4.0</b>	4.0	— 0
Views of MCS practitioners on coastal compliance incidents	<b>1.0</b>	3.0	▼ 2.0

### Coastal score by response **1.80** — 0

Coastal State is contracting party or cooperating non-contracting party to all relevant RFMOs	<b>3.0</b>	3.0	— 0
Operate a national VMS/FMC centre	<b>1.0</b>	1.0	— 0

**Flag score** 1.92 ▼ 0.21

**Flag score by vulnerability** 1.50 ▼ 1.00

Related Indicators	2021	2019	2019-2021 change
Distant water vessels on RFMO RAVs	2.0	2.0	– 0
Distant water vessels under several RFMOs	1.0	3.0	▼ 2.0

**Flag score by prevalence** 1.00 – 0

Vessels on IUU lists	1.0	1.0	– 0
View of fisheries observers on flag state compliance incidents	1.0	1.0	– 0
Views of MCS practitioners on flag state compliance incidents	1.0	1.0	– 0

**Flag score by response** 3.11 ▼ 0.01

Accepted FAO Compliance Agreement	5.0	5.0	– 0
Registered vessels with foreign or unknown ownership 	5.0	not available	
Provision of vessel data for inclusion in Global Record	5.0	5.0	– 0
Compliance with RFMO flag state obligations	2.0	2.0	– 0
Flag State is contracting party or cooperating non-contracting party to all relevant RFMOs	1.0	2.0	▼ 1.0

 Indicator ‘Authorised vessel data provided to FAO HSVAR’ used in 2019 has now changed to ‘Registered vessels with foreign or unknown ownership’.

**Port score** 2.78 ▲ 0.33

**Port score by vulnerability** 4.00 – 0

Related Indicators	2021	2019	2019-2021 change
Number of fishing ports	3.0	3.0	– 0
Port visits by foreign fishing or carrier vessels	5.0	5.0	– 0

**Port score by prevalence** 3.00 ▲ 1.00

Views of MCS practitioners on port compliance incidents	1.0	2.0	▼ 1.0
View of fisheries observers on port compliance incidents	5.0	2.0	▲ 3.0

## Port score by response 2.00 – 0

Related Indicators	2021	2019	2019-2021 change
Party to the PSMA	5.0	5.0	– 0
Designated ports specified for entry by foreign vessels	1.0	1.0	– 0
Compliance with RFMO port state obligations	1.0	1.0	– 0

## General score 1.81 ▼ 0.30

### General score by vulnerability 2.67 – 0

Related Indicators	2021	2019	2019-2021 change
Trade balance for fisheries products	5.0	5.0	– 0
Share of global imports	1.0	1.0	– 0
Perception of levels of corruption	not available	not available	
Gross national income per capita	4.0	4.0	– 0
Volume of catches	1.0	1.0	– 0

### General score by prevalence 1.00 ▼ 0.57

Carded' under the EU IUU Regulation	1.0	3.0	▼ 2.0
Identified' by NOAA for IUU fishing	1.0	1.0	– 0
Mentions of IUU fishing in media reports	1.0	1.0	– 0

### General score by response 1.86 ▼ 0.29

Mandatory vessel tracking for commercial seagoing fleet	1.0	1.0	– 0
Demand for MSC products	5.0	5.0	– 0
Ratification/accesion of UNCLOS Convention	1.0	1.0	– 0
Ratification/accesion of UNFSA	1.0	1.0	– 0
Mentions in media reports to combatting IUU fishing	3.0	5.0	▼ 2.0
Have a NPOA-IUU	1.0	1.0	– 0
Market State is contracting party or cooperating non-contracting party to relevant RFMOs	1.0	1.0	– 0