



2021 Country profile

Jamaica


World ranking
40 of 152 countries ▼ 14

Caribbean & Central America ranking
4 of 21 countries ▼ 2

West Atlantic ranking
7 of 29 countries ▼ 5

2021 IUU Score

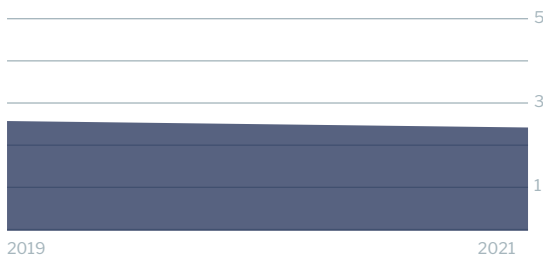
2.40




3.13 Coastal
1.59 Flag
2.00 Port
2.53 General

IUU score trends

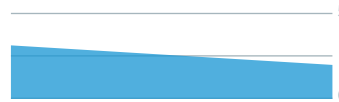
2019 - 2021 change ▼ 0.17



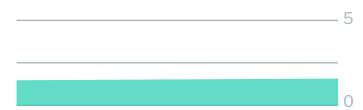
Coastal score trends — 0



Port score trends ▼ 1.13



Flag score trends ▲ 0.09



General score trends ▼ 0.03



Note: Higher scores, and ranks closer to 1, indicate worse/poor performance. Green or red arrows show change in 2021 compared to 2019.

Coastal score

3.13

— 0

Coastal score by vulnerability

2.67

— 0

Related Indicators	2021	2019	2019-2021 change
Size of EEZ	3.0	3.0	— 0
Agreement over all maritime boundaries	5.0*	5.0	— 0
Dependency on fish for protein	3.0	3.0	— 0
Authorise foreign vessels to operate in EEZ	1.0*	1.0	— 0

* indicates that scores from the 2019 version of the Index have been used due to 2021 data not being available

Coastal score by prevalence

2.60

— 0

Has MSC-certified fisheries	5.0	5.0	— 0
Views of MCS practitioners on coastal compliance incidents	1.0	1.0	— 0

Coastal score by response

4.20

— 0

Coastal State is contracting party or cooperating non-contracting party to all relevant RFMOs	3.0	3.0	— 0
Operate a national VMS/FMC centre	5.0*	5.0	— 0

* indicates that scores from the 2019 version of the Index have been used due to 2021 data not being available

Flag score 1.59 ▲ 0.09

Flag score by vulnerability 1.00 – 0

Related Indicators	2021	2019	2019-2021 change
Distant water vessels on RFMO RAVs	1.0	1.0	– 0
Distant water vessels under several RFMOs	not applicable	not applicable	

Flag score by prevalence 1.00 – 0

Vessels on IUU lists	1.0	1.0	– 0
View of fisheries observers on flag state compliance incidents	1.0	1.0	– 0
Views of MCS practitioners on flag state compliance incidents	1.0	1.0	– 0

Flag score by response 3.00 – 0

Accepted FAO Compliance Agreement	not applicable	not applicable	
Registered vessels with foreign or unknown ownership 	3.0	not available	
Provision of vessel data for inclusion in Global Record	5.0	5.0	– 0
Compliance with RFMO flag state obligations	not applicable	not applicable	
Flag State is contracting party or cooperating non-contracting party to all relevant RFMOs	1.0	1.0	– 0

 Indicator 'Authorised vessel data provided to FAO HSVAR' used in 2019 has now changed to 'Registered vessels with foreign or unknown ownership'.

Port score 2.00 ▼ 1.13

Port score by vulnerability 2.00 ▼ 2.00

Related Indicators	2021	2019	2019-2021 change
Number of fishing ports	3.0	3.0	– 0
Port visits by foreign fishing or carrier vessels	1.0	5.0	▼ 4.0

Port score by prevalence -

Views of MCS practitioners on port compliance incidents		1.0	▼ 1.0
View of fisheries observers on port compliance incidents		1.0	▼ 1.0

Port score by response -

Related Indicators	2021	2019	2019-2021 change
Party to the PSMA		5.0	▼ 5.0
Designated ports specified for entry by foreign vessels	not applicable	5.0	
Compliance with RFMO port state obligations	not applicable	not applicable	

General score 2.53 ▼ 0.03

General score by vulnerability 2.56 ▼ 0.11

Related Indicators	2021	2019	2019-2021 change
Trade balance for fisheries products	5.0	4.0	▲ 1.0
Share of global imports	1.0	1.0	— 0
Perception of levels of corruption	3.0	3.0	— 0
Gross national income per capita	3.0	4.0	▼ 1.0
Volume of catches	1.0	1.0	— 0

General score by prevalence 1.00 — 0

Carded' under the EU IUU Regulation	1.0	1.0	— 0
Identified' by NOAA for IUU fishing	1.0	1.0	— 0
Mentions of IUU fishing in media reports	1.0	1.0	— 0

General score by response 3.29 — 0

Mandatory vessel tracking for commercial seagoing fleet	1.0*	1.0	— 0
Demand for MSC products	5.0	5.0	— 0
Ratification/accesion of UNCLOS Convention	1.0	1.0	— 0
Ratification/accesion of UNFSA	5.0	5.0	— 0
Mentions in media reports to combatting IUU fishing	5.0	5.0	— 0
Have a NPOA-IUU	5.0*	5.0	— 0
Market State is contracting party or cooperating non-contracting party to relevant RFMOs	1.0	1.0	— 0

* indicates that scores from the 2019 version of the Index have been used due to 2021 data not being available