

2021 Country profile

Israel


World ranking
38 of 152 countries ▲ 37

Middle East ranking
4 of 15 countries ▲ 4

Mediterranean & Black Sea ranking
7 of 26 countries ▲ 6

2021 IUU Score

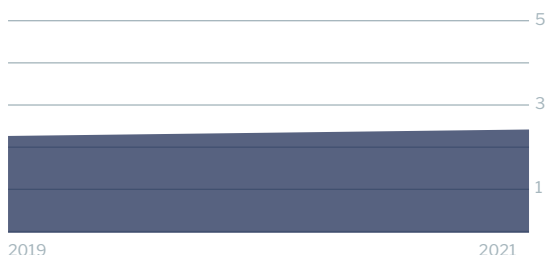
2.41



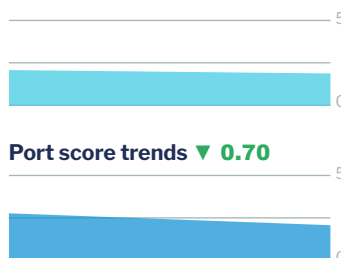
1.88 Coastal
2.25 Flag
2.10 Port
2.93 General

IUU score trends

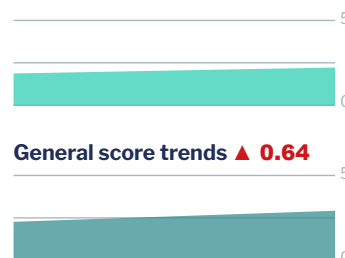
2019 - 2021 change ▲ 0.16



Coastal score trends ▼ 0.20



Flag score trends ▲ 0.35



Port score trends ▼ 0.70



General score trends ▲ 0.64



Note: Higher scores, and ranks closer to 1, indicate worse/poor performance. Green or red arrows show change in 2021 compared to 2019.

Coastal score **1.88** ▼ 0.20

Coastal score by vulnerability **2.00** – 0

Related Indicators	2021	2019	2019-2021 change
Size of EEZ	1.0	1.0	– 0
Agreement over all maritime boundaries	5.0	5.0	– 0
Dependency on fish for protein	3.0	3.0	– 0
Authorise foreign vessels to operate in EEZ	1.0	1.0	– 0

Coastal score by prevalence **2.60** – 0

Has MSC-certified fisheries	5.0	5.0	– 0
Views of MCS practitioners on coastal compliance incidents	1.0	1.0	– 0

Coastal score by response **1.00** – 0

Coastal State is contracting party or cooperating non-contracting party to all relevant RFMOs	1.0	1.0	– 0
Operate a national VMS/FMC centre	1.0	not available	

Flag score 2.25 ▲ 0.35

Flag score by vulnerability 2.50 ▲ 1.50

Related Indicators	2021	2019	2019-2021 change
Distant water vessels on RFMO RAVs	4.0	1.0	▲ 3.0
Distant water vessels under several RFMOs	1.0	not applicable	

Flag score by prevalence 1.00 – 0

Related Indicators	2021	2019	2019-2021 change
Vessels on IUU lists	1.0	1.0	– 0
View of fisheries observers on flag state compliance incidents	1.0	1.0	– 0
Views of MCS practitioners on flag state compliance incidents	1.0	1.0	– 0

Flag score by response 3.33 ▲ 0.08

Related Indicators	2021	2019	2019-2021 change
Accepted FAO Compliance Agreement	5.0	5.0	– 0
Registered vessels with foreign or unknown ownership 	1.0	not available	
Provision of vessel data for inclusion in Global Record	5.0	5.0	– 0
Compliance with RFMO flag state obligations	4.0	3.0	▲ 1.0
Flag State is contracting party or cooperating non-contracting party to all relevant RFMOs	1.0	1.0	– 0

 Indicator 'Authorised vessel data provided to FAO HSVAR' used in 2019 has now changed to 'Registered vessels with foreign or unknown ownership'.

Port score 2.10 ▼ 0.70

Port score by vulnerability 1.50 ▼ 2.00

Related Indicators	2021	2019	2019-2021 change
Number of fishing ports	2.0	2.0	– 0
Port visits by foreign fishing or carrier vessels	1.0	5.0	▼ 4.0

Port score by prevalence -

Related Indicators	2021	2019	2019-2021 change
Views of MCS practitioners on port compliance incidents		1.0	▼ 1.0
View of fisheries observers on port compliance incidents		1.0	▼ 1.0



Port score by response 2.50 ▼ 1.90

Related Indicators	2021	2019	2019-2021 change
Party to the PSMA	5.0	5.0	▼ 5.0
Designated ports specified for entry by foreign vessels	1.0	not applicable	
Compliance with RFMO port state obligations	4.0	4.0	— 0

General score 2.93 ▲ 0.64

General score by vulnerability 2.11 ▲ 0.33

Related Indicators	2021	2019	2019-2021 change
Trade balance for fisheries products	5.0	5.0	— 0
Share of global imports	1.0	1.0	— 0
Perception of levels of corruption	3.0	2.0	▲ 1.0
Gross national income per capita	1.0	1.0	— 0
Volume of catches	1.0	1.0	— 0

General score by prevalence 1.00 — 0

Carded' under the EU IUU Regulation	1.0	1.0	— 0
Identified' by NOAA for IUU fishing	1.0	1.0	— 0
Mentions of IUU fishing in media reports	1.0	1.0	— 0

General score by response 4.43 ▲ 0.43

Mandatory vessel tracking for commercial seagoing fleet	5.0	not available	
Demand for MSC products	5.0	5.0	— 0
Ratification/accesion of UNCLOS Convention	5.0	5.0	— 0
Ratification/accesion of UNFSA	5.0	5.0	— 0
Mentions in media reports to combatting IUU fishing	5.0	5.0	— 0
Have a NPOA-IUU	5.0	not available	
Market State is contracting party or cooperating non-contracting party to relevant RFMOs	1.0	1.0	— 0