



2021 Country profile

Iraq


World ranking
53 of 152 countries ▼ 9

Middle East ranking
7 of 15 countries ▼ 3

West Indian Ocean ranking
9 of 22 countries ▼ 1

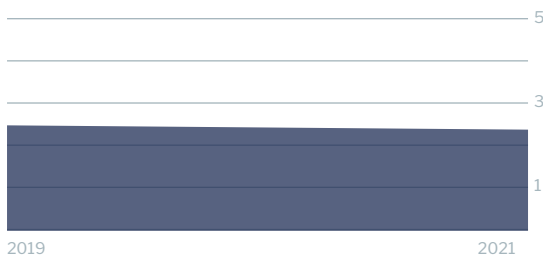
2021 IUU Score

2.36

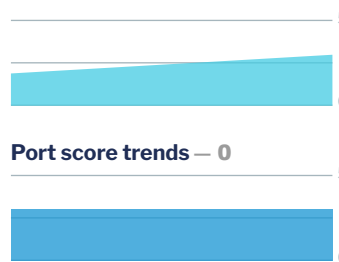


IUU score trends

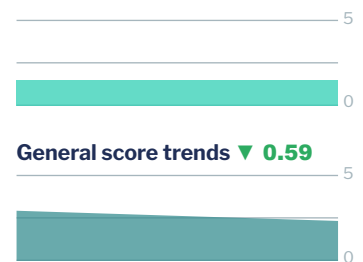
2019 - 2021 change ▼ 0.07



Coastal score trends ▲ 1.08



Flag score trends – 0



Port score trends – 0



General score trends ▼ 0.59



Note: Higher scores, and ranks closer to 1, indicate worse/poor performance. Green or red arrows show change in 2021 compared to 2019.

Coastal score

3.00

▲ 1.08

Coastal score by vulnerability

3.00

▲ 1.33

Related Indicators	2021	2019	2019-2021 change
Size of EEZ	1.0	1.0	– 0
Agreement over all maritime boundaries	5.0	5.0	– 0
Dependency on fish for protein	1.0	1.0	– 0
Authorise foreign vessels to operate in EEZ	5.0	1.0	▲ 4.0

Coastal score by prevalence

2.60

– 0

Related Indicators	2021	2019	2019-2021 change
Has MSC-certified fisheries	5.0	5.0	– 0
Views of MCS practitioners on coastal compliance incidents	1.0	1.0	– 0

Coastal score by response

3.40

▲ 2.40

Related Indicators	2021	2019	2019-2021 change
Coastal State is contracting party or cooperating non-contracting party to all relevant RFMOs	1.0	1.0	– 0
Operate a national VMS/FMC centre	5.0	not available	

Flag score 1.50 – 0


Flag score by vulnerability 1.00 – 0

Related Indicators	2021	2019	2019-2021 change
Distant water vessels on RFMO RAVs	1.0	1.0	– 0
Distant water vessels under several RFMOs	not applicable	not applicable	

Flag score by prevalence 1.00 – 0

Vessels on IUU lists	1.0	1.0	– 0
View of fisheries observers on flag state compliance incidents	1.0	1.0	– 0
Views of MCS practitioners on flag state compliance incidents	1.0	1.0	– 0

Flag score by response 3.00 – 0

Accepted FAO Compliance Agreement	not applicable	not applicable	
Registered vessels with foreign or unknown ownership 	not available	not available	
Provision of vessel data for inclusion in Global Record	5.0	5.0	– 0
Compliance with RFMO flag state obligations	not applicable	not applicable	
Flag State is contracting party or cooperating non-contracting party to all relevant RFMOs	1.0	1.0	– 0

 Indicator ‘Authorised vessel data provided to FAO HSVAR’ used in 2019 has now changed to ‘Registered vessels with foreign or unknown ownership’.

Port score 3.00 – 0

Port score by vulnerability 1.50 ▼ 2.00

Related Indicators	2021	2019	2019-2021 change
Number of fishing ports	2.0	2.0	– 0
Port visits by foreign fishing or carrier vessels	1.0	5.0	▼ 4.0

Port score by prevalence -

Views of MCS practitioners on port compliance incidents	-	1.0	▼ 1.0
View of fisheries observers on port compliance incidents	-	1.0	▼ 1.0

Port score by response 5.00 – 0

Related Indicators	2021	2019	2019-2021 change
Party to the PSMA	 	5.0	▼ 5.0
Designated ports specified for entry by foreign vessels	5.0	5.0	– 0
Compliance with RFMO port state obligations	not applicable	not applicable	

General score 2.33 ▼ 0.59

General score by vulnerability 3.22 – 0

Related Indicators	2021	2019	2019-2021 change
Trade balance for fisheries products	5.0	5.0	– 0
Share of global imports	1.0	1.0	– 0
Perception of levels of corruption	5.0	5.0	– 0
Gross national income per capita	3.0	3.0	– 0
Volume of catches	1.0	1.0	– 0

General score by prevalence 1.00 – 0

Carded' under the EU IUU Regulation	1.0	1.0	– 0
Identified' by NOAA for IUU fishing	1.0	1.0	– 0
Mentions of IUU fishing in media reports	1.0	1.0	– 0

General score by response 2.43 ▼ 1.48

Mandatory vessel tracking for commercial seagoing fleet	1.0	not available	
Demand for MSC products	5.0	5.0	– 0
Ratification/accesion of UNCLOS Convention	1.0	1.0	– 0
Ratification/accesion of UNFSA	5.0	5.0	– 0
Mentions in media reports to combatting IUU fishing	5.0	5.0	– 0
Have a NPOA-IUU	1.0	5.0	▼ 4.0
Market State is contracting party or cooperating non-contracting party to relevant RFMOs	1.0	1.0	– 0