

2021 Country profile

Indonesia


World ranking
20 of 152 countries ▼ 5

Asia ranking
6 of 20 countries ▲ 1

East Indian Ocean ranking
2 of 9 countries ▲ 1


Western Pacific ranking
7 of 29 countries

IUU score trends
2019 - 2021 change ▼ 0.16

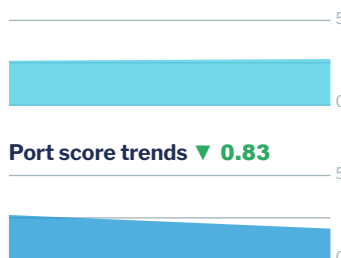


2021 IUU Score

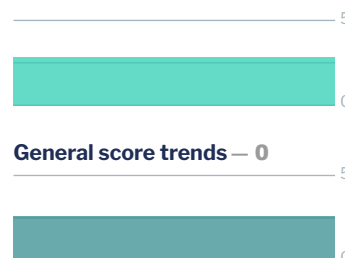
2.55



Coastal score trends ▲ 0.13



Flag score trends ▼ 0.04



Port score trends ▼ 0.83



General score trends — 0



Note: Higher scores, and ranks closer to 1, indicate worse/poor performance. Green or red arrows show change in 2021 compared to 2019.

Coastal score **2.75** ▲ 0.13

Coastal score by vulnerability **3.67** ▲ 0.17

Related Indicators	2021	2019	2019-2021 change
Size of EEZ	5.0	5.0	— 0
Agreement over all maritime boundaries	5.0	5.0	— 0
Dependency on fish for protein	5.0	4.0	▲ 1.0
Authorise foreign vessels to operate in EEZ	1.0	1.0	— 0

Coastal score by prevalence **3.40** ▲ 0.20

Has MSC-certified fisheries	4.0	5.0	▼ 1.0
Views of MCS practitioners on coastal compliance incidents	3.0	2.0	▲ 1.0

Coastal score by response **1.00** — 0

Coastal State is contracting party or cooperating non-contracting party to all relevant RFMOs	1.0	1.0	— 0
Operate a national VMS/FMC centre	1.0	1.0	— 0

Flag score 2.83 ▼ 0.04

Flag score by vulnerability 4.00 ▲ 0.50


Related Indicators	2021	2019	2019-2021 change
Distant water vessels on RFMO RAVs	5.0	4.0	▲ 1.0
Distant water vessels under several RFMOs	3.0	3.0	— 0

Flag score by prevalence 2.00 ▼ 0.33

Vessels on IUU lists	3.0	4.0	▼ 1.0
View of fisheries observers on flag state compliance incidents	1.0	2.0	▼ 1.0
Views of MCS practitioners on flag state compliance incidents	2.0	1.0	▲ 1.0

Flag score by response 2.89 ▼ 0.11

Accepted FAO Compliance Agreement	5.0	5.0	— 0
Registered vessels with foreign or unknown ownership 	2.0	not available	
Provision of vessel data for inclusion in Global Record	1.0	1.0	— 0
Compliance with RFMO flag state obligations	5.0	5.0	— 0
Flag State is contracting party or cooperating non-contracting party to all relevant RFMOs	1.0	1.0	— 0

 Indicator 'Authorised vessel data provided to FAO HSVAR' used in 2019 has now changed to 'Registered vessels with foreign or unknown ownership'.

Port score 1.89 ▼ 0.83

Port score by vulnerability 5.00 — 0

Related Indicators	2021	2019	2019-2021 change
Number of fishing ports	5.0	5.0	— 0
Port visits by foreign fishing or carrier vessels	5.0	5.0	— 0

Port score by prevalence 1.00 ▼ 0.50

Views of MCS practitioners on port compliance incidents	1.0	2.0	▼ 1.0
View of fisheries observers on port compliance incidents	1.0	1.0	— 0



Port score by response 1.00 ▼ 1.50

Related Indicators	2021	2019	2019-2021 change
Party to the PSMA	1.0	1.0	— 0
Designated ports specified for entry by foreign vessels	1.0	1.0	— 0
Compliance with RFMO port state obligations	1.0	5.0	▼ 4.0

General score 2.60 — 0

General score by vulnerability 4.00 — 0

Related Indicators	2021	2019	2019-2021 change
Trade balance for fisheries products	5.0	5.0	— 0
Share of global imports	1.0	1.0	— 0
Perception of levels of corruption	4.0	4.0	— 0
Gross national income per capita	4.0	4.0	— 0
Volume of catches	5.0	5.0	— 0

General score by prevalence 2.29 — 0

Carded' under the EU IUU Regulation	1.0	1.0	— 0
Identified' by NOAA for IUU fishing	1.0	1.0	— 0
Mentions of IUU fishing in media reports	4.0	4.0	— 0

General score by response 1.86 — 0

Mandatory vessel tracking for commercial seagoing fleet	1.0	1.0	— 0
Demand for MSC products	5.0	5.0	— 0
Ratification/accesion of UNCLOS Convention	1.0	1.0	— 0
Ratification/accesion of UNFSA	1.0	1.0	— 0
Mentions in media reports to combatting IUU fishing	1.0	1.0	— 0
Have a NPOA-IUU	1.0	1.0	— 0
Market State is contracting party or cooperating non-contracting party to relevant RFMOs	3.0	3.0	— 0