

2021 Country profile

Honduras

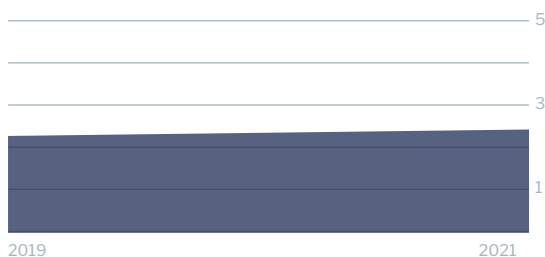
World ranking
36 of 152 countries ▲ 34

Caribbean & Central America ranking
3 of 21 countries ▲ 6

West Atlantic ranking
6 of 29 countries ▲ 7

Eastern Pacific ranking
3 of 13 countries ▲ 3


IUU score trends
2019 - 2021 change ▲ 0.15



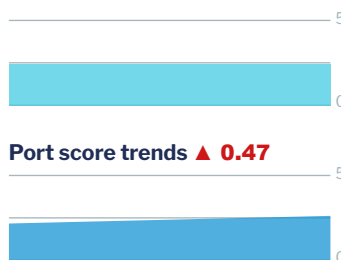
Note: Higher scores, and ranks closer to 1, indicate worse/poor performance. Green or red arrows show change in 2021 compared to 2019.

2021 IUU Score

2.42



Coastal score trends — 0

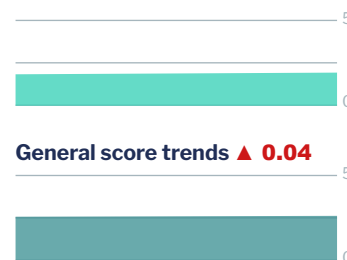


Port score trends ▲ 0.47




2.45 Coastal
1.95 Flag
2.67 Port
2.63 General

Flag score trends ▲ 0.10



General score trends ▲ 0.04



Coastal score **2.45** — 0

Coastal score by vulnerability **3.00** — 0

Related Indicators	2021	2019	2019-2021 change
Size of EEZ	3.0	3.0	— 0
Agreement over all maritime boundaries	5.0*	5.0	— 0
Dependency on fish for protein	1.0	1.0	— 0
Authorise foreign vessels to operate in EEZ	not available	not available	

* indicates that scores from the 2019 version of the Index have been used due to 2021 data not being available

Coastal score by prevalence **2.60** — 0

Indicator	2021	2019	Change
Has MSC-certified fisheries	5.0	5.0	— 0
Views of MCS practitioners on coastal compliance incidents	1.0	1.0	— 0

Coastal score by response **1.00** — 0

Indicator	2021	2019	Change
Coastal State is contracting party or cooperating non-contracting party to all relevant RFMOs	1.0	1.0	— 0
Operate a national VMS/FMC centre	not available	not available	

Flag score 1.95 ▲ 0.10

Flag score by vulnerability 1.00 – 0

Related Indicators	2021	2019	2019-2021 change
Distant water vessels on RFMO RAVs	1.0	1.0	– 0
Distant water vessels under several RFMOs	not applicable	not applicable	

Flag score by prevalence 1.67 ▲ 0.33

Vessels on IUU lists	3.0	2.0	▲ 1.0
View of fisheries observers on flag state compliance incidents	1.0	1.0	– 0
Views of MCS practitioners on flag state compliance incidents	1.0	1.0	– 0

Flag score by response 2.63 ▼ 0.13

Accepted FAO Compliance Agreement	not applicable	1.0	
Registered vessels with foreign or unknown ownership 	3.0	not available	
Provision of vessel data for inclusion in Global Record	5.0	5.0	– 0
Compliance with RFMO flag state obligations	2.0	3.0	▼ 1.0
Flag State is contracting party or cooperating non-contracting party to all relevant RFMOs	1.0	1.0	– 0

 Indicator 'Authorised vessel data provided to FAO HSVAR' used in 2019 has now changed to 'Registered vessels with foreign or unknown ownership'.

Port score 2.67 ▲ 0.47

Port score by vulnerability 3.50 – 0

Related Indicators	2021	2019	2019-2021 change
Number of fishing ports	2.0	2.0	– 0
Port visits by foreign fishing or carrier vessels	5.0	5.0	– 0

Port score by prevalence 1.00 – 0

Views of MCS practitioners on port compliance incidents	1.0	1.0	– 0
View of fisheries observers on port compliance incidents	1.0	1.0	– 0

Port score by response 3.50 ▲ 0.90

Related Indicators	2021	2019	2019-2021 change
Party to the PSMA	5.0	5.0	— 0
Designated ports specified for entry by foreign vessels	5.0	not applicable	
Compliance with RFMO port state obligations	1.0	1.0	— 0

General score 2.63 ▲ 0.04

General score by vulnerability 3.11 — 0

Related Indicators	2021	2019	2019-2021 change
Trade balance for fisheries products	5.0	5.0	— 0
Share of global imports	1.0	1.0	— 0
Perception of levels of corruption	4.0	4.0	— 0
Gross national income per capita	4.0	4.0	— 0
Volume of catches	1.0	1.0	— 0

General score by prevalence 1.00 ▼ 0.43

Carded' under the EU IUU Regulation	1.0	1.0	— 0
Identified' by NOAA for IUU fishing	1.0	1.0	— 0
Mentions of IUU fishing in media reports	1.0	2.0	▼ 1.0

General score by response 3.50 ▲ 0.50

Mandatory vessel tracking for commercial seagoing fleet	not available	not available	
Demand for MSC products	5.0	5.0	— 0
Ratification/accesion of UNCLOS Convention	1.0	1.0	— 0
Ratification/accesion of UNFSA	5.0	5.0	— 0
Mentions in media reports to combatting IUU fishing	5.0	3.0	▲ 2.0
Have a NPOA-IUU	not available	not available	
Market State is contracting party or cooperating non-contracting party to relevant RFMOs	1.0	1.0	— 0