

2021 Country profile

# Grenada

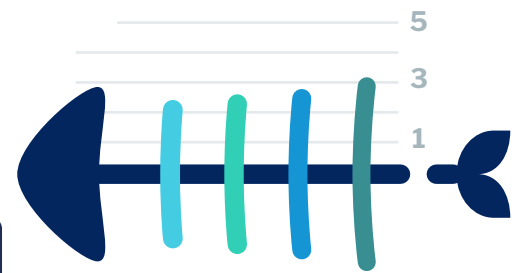
World ranking  
42 of 152 countries ▼ 12

Caribbean & Central America ranking  
5 of 21 countries ▼ 1

West Atlantic ranking  
8 of 29 countries ▼ 4

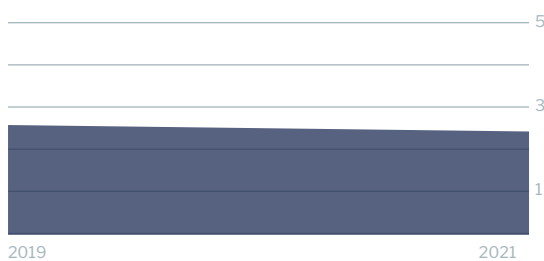
2021 IUU Score

**2.40**

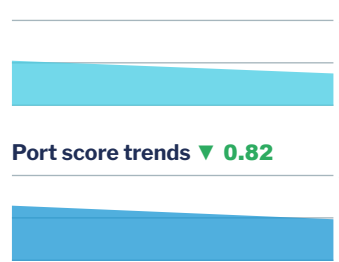


**1.88** Coastal  
**2.05** Flag  
**2.44** Port  
**2.87** General


IUU score trends  
2019 - 2021 change ▼ 0.13



Coastal score trends ▼ 0.75




Flag score trends ▲ 0.63



Port score trends ▼ 0.82



General score trends ▲ 0.01



Note: Higher scores, and ranks closer to 1, indicate worse/poor performance. Green or red arrows show change in 2021 compared to 2019.

**Coastal score** **1.88** ▼ 0.75

**Coastal score by vulnerability** **2.00** – 0

Related Indicators	2021	2019	2019-2021 change
Size of EEZ	1.0	1.0	– 0
Agreement over all maritime boundaries	5.0	5.0	– 0
Dependency on fish for protein	3.0	3.0	– 0
Authorise foreign vessels to operate in EEZ	1.0	1.0	– 0

**Coastal score by prevalence** **2.60** – 0

Has MSC-certified fisheries	5.0	5.0	– 0
Views of MCS practitioners on coastal compliance incidents	1.0	1.0	– 0

**Coastal score by response** **1.00** ▼ 2.40

Coastal State is contracting party or cooperating non-contracting party to all relevant RFMOs	1.0	1.0	– 0
Operate a national VMS/FMC centre	1.0	5.0	▼ 4.0

**Flag score** 2.05 ▲ 0.63


**Flag score by vulnerability** 1.00 – 0

Related Indicators	2021	2019	2019-2021 change
Distant water vessels on RFMO RAVs	1.0	1.0	– 0
Distant water vessels under several RFMOs	not applicable	not applicable	

**Flag score by prevalence** 1.00 – 0

Vessels on IUU lists	1.0	1.0	– 0
View of fisheries observers on flag state compliance incidents	1.0	1.0	– 0
Views of MCS practitioners on flag state compliance incidents	1.0	1.0	– 0

**Flag score by response** 3.86 ▲ 1.71

Accepted FAO Compliance Agreement	not applicable	not applicable	
Registered vessels with foreign or unknown ownership 	not available	not available	
Provision of vessel data for inclusion in Global Record	5.0	5.0	– 0
Compliance with RFMO flag state obligations	5.0	1.0	▲ 4.0
Flag State is contracting party or cooperating non-contracting party to all relevant RFMOs	1.0	1.0	– 0

 Indicator ‘Authorised vessel data provided to FAO HSVAR’ used in 2019 has now changed to ‘Registered vessels with foreign or unknown ownership’.

**Port score** 2.44 ▼ 0.82

**Port score by vulnerability** 4.50 – 0

Related Indicators	2021	2019	2019-2021 change
Number of fishing ports	4.0	4.0	– 0
Port visits by foreign fishing or carrier vessels	5.0	5.0	– 0

**Port score by prevalence** 1.00 – 0

Views of MCS practitioners on port compliance incidents	1.0	1.0	– 0
View of fisheries observers on port compliance incidents	1.0	1.0	– 0

## Port score by response 2.50 ▼ 2.50

Related Indicators	2021	2019	2019-2021 change
Party to the PSMA	1.0	5.0	▼ 4.0
Designated ports specified for entry by foreign vessels	5.0	5.0	— 0
Compliance with RFMO port state obligations	1.0	not applicable	

## General score 2.87 ▲ 0.01

### General score by vulnerability 2.33 ▲ 0.33

Related Indicators	2021	2019	2019-2021 change
Trade balance for fisheries products	3.0	3.0	— 0
Share of global imports	1.0	1.0	— 0
Perception of levels of corruption	3.0	not available	
Gross national income per capita	3.0	3.0	— 0
Volume of catches	1.0	1.0	— 0

### General score by prevalence 1.00 — 0

Carded' under the EU IUU Regulation	1.0	1.0	— 0
Identified' by NOAA for IUU fishing	1.0	1.0	— 0
Mentions of IUU fishing in media reports	1.0	1.0	— 0

### General score by response 4.14 — 0

Mandatory vessel tracking for commercial seagoing fleet	5.0	5.0	— 0
Demand for MSC products	5.0	5.0	— 0
Ratification/accesion of UNCLOS Convention	1.0	1.0	— 0
Ratification/accesion of UNFSA	5.0	5.0	— 0
Mentions in media reports to combatting IUU fishing	5.0	5.0	— 0
Have a NPOA-IUU	5.0	5.0	— 0
Market State is contracting party or cooperating non-contracting party to relevant RFMOs	1.0	1.0	— 0