

2021 Country profile

# Greece


World ranking  
116 of 152 countries ▼ 13

Europe ranking  
12 of 31 countries

Mediterranean & Black Sea ranking  
19 of 26 countries ▼ 1


2021 IUU Score

**1.99**



2.94 Coastal  
1.67 Flag  
1.78 Port  
1.87 General

IUU score trends  
2019 - 2021 change ▼ 0.15



Coastal score trends ▲ 0.75




Port score trends ▼ 0.56



Flag score trends ▼ 0.54



General score trends ▼ 0.06



Note: Higher scores, and ranks closer to 1, indicate worse/poor performance. Green or red arrows show change in 2021 compared to 2019.

**Coastal score** **2.94** ▲ 0.75

**Coastal score by vulnerability** **2.83** – 0

Related Indicators	2021	2019	2019-2021 change
Size of EEZ	4.0	4.0	– 0
Agreement over all maritime boundaries	5.0	5.0	– 0
Dependency on fish for protein	2.0	2.0	– 0
Authorise foreign vessels to operate in EEZ	1.0	1.0	– 0

**Coastal score by prevalence** **2.60** – 0

Has MSC-certified fisheries	5.0	5.0	– 0
Views of MCS practitioners on coastal compliance incidents	1.0	1.0	– 0

**Coastal score by response** **3.40** ▲ 2.40

Coastal State is contracting party or cooperating non-contracting party to all relevant RFMOs	1.0	1.0	– 0
Operate a national VMS/FMC centre	5.0	1.0	▲ 4.0

**Flag score** 1.67 ▼ 0.54

**Flag score by vulnerability** 3.50 – 0

Related Indicators	2021	2019	2019-2021 change
Distant water vessels on RFMO RAVs	5.0	5.0	– 0
Distant water vessels under several RFMOs	2.0	2.0	– 0

**Flag score by prevalence** 1.00 – 0

Vessels on IUU lists	1.0	1.0	– 0
View of fisheries observers on flag state compliance incidents	1.0	1.0	– 0
Views of MCS practitioners on flag state compliance incidents	1.0	1.0	– 0

**Flag score by response** 1.11 ▼ 1.44

Accepted FAO Compliance Agreement	1.0	1.0	– 0
Registered vessels with foreign or unknown ownership 	2.0	3.0	▼ 1.0
Provision of vessel data for inclusion in Global Record	1.0	1.0	– 0
Compliance with RFMO flag state obligations	1.0	5.0	▼ 4.0
Flag State is contracting party or cooperating non-contracting party to all relevant RFMOs	1.0	1.0	– 0

 Indicator ‘Authorised vessel data provided to FAO HSVAR’ used in 2019 has now changed to ‘Registered vessels with foreign or unknown ownership’.

**Port score** 1.78 ▼ 0.56

**Port score by vulnerability** 4.50 – 0

Related Indicators	2021	2019	2019-2021 change
Number of fishing ports	4.0	4.0	– 0
Port visits by foreign fishing or carrier vessels	5.0	5.0	– 0

**Port score by prevalence** 1.00 – 0

Views of MCS practitioners on port compliance incidents	1.0	1.0	– 0
View of fisheries observers on port compliance incidents	1.0	1.0	– 0



## Port score by response 1.00 ▼ 1.20

Related Indicators	2021	2019	2019-2021 change
Party to the PSMA	1.0	1.0	— 0
Designated ports specified for entry by foreign vessels	1.0	not applicable	
Compliance with RFMO port state obligations	1.0	3.0	▼ 2.0

## General score 1.87 ▼ 0.06

### General score by vulnerability 2.00 ▲ 0.11

Related Indicators	2021	2019	2019-2021 change
Trade balance for fisheries products	1.0	1.0	— 0
Share of global imports	2.0	1.0	▲ 1.0
Perception of levels of corruption	3.0	3.0	— 0
Gross national income per capita	2.0	2.0	— 0
Volume of catches	1.0	1.0	— 0

### General score by prevalence 1.43 — 0

Carded' under the EU IUU Regulation	1.0	1.0	— 0
Identified' by NOAA for IUU fishing	1.0	1.0	— 0
Mentions of IUU fishing in media reports	2.0	2.0	— 0

### General score by response 2.00 ▼ 0.27

Mandatory vessel tracking for commercial seagoing fleet	1.0	1.0	— 0
Demand for MSC products	4.0	4.0	— 0
Ratification/accesion of UNCLOS Convention	1.0	1.0	— 0
Ratification/accesion of UNFSA	1.0	1.0	— 0
Mentions in media reports to combatting IUU fishing	5.0	5.0	— 0
Have a NPOA-IUU	1.0	not available	
Market State is contracting party or cooperating non-contracting party to relevant RFMOs	1.0	1.0	— 0