



2021 Country profile

Georgia

World ranking

44 of 152 countries ▲ 27

Middle East ranking


6 of 15 countries ▲ 1

Mediterranean & Black Sea ranking

8 of 26 countries ▲ 4

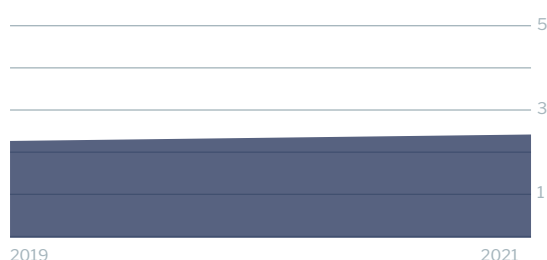
2021
IUU
Score

2.39




IUU score trends

2019 - 2021 change ▲ 0.12




Coastal score trends — 0




Port score trends ▲ 0.34



Flag score trends ▲ 0.13



General score trends ▼ 0.08



Note: Higher scores, and ranks closer to 1, indicate worse/poor performance. Green or red arrows show change in 2021 compared to 2019.

Coastal score

2.09

— 0

Coastal score by vulnerability

2.00

— 0

Related Indicators

	2021	2019	2019-2021 change
Size of EEZ	1.0	1.0	— 0
Agreement over all maritime boundaries	5.0*	5.0	— 0
Dependency on fish for protein	1.0	1.0	— 0
Authorise foreign vessels to operate in EEZ	not available	not available	

* indicates that scores from the 2019 version of the Index have been used due to 2021 data not being available

Coastal score by prevalence

2.60

— 0

Has MSC-certified fisheries

5.0

5.0

— 0

Views of MCS practitioners on coastal compliance incidents

1.0

1.0

— 0

Coastal score by response

1.00

— 0

Coastal State is contracting party or cooperating non-contracting party to all relevant RFMOs

1.0

1.0

— 0

Operate a national VMS/FMC centre

not available

not available


Flag score **2.00** ▲ **0.13**
Flag score by vulnerability **1.50** — 0


Related Indicators	2021	2019	2019-2021 change
Distant water vessels on RFMO RAVs	2.0	2.0	— 0
Distant water vessels under several RFMOs	1.0	1.0	— 0

Flag score by prevalence **1.00** — 0

Vessels on IUU lists	1.0	1.0	— 0
View of fisheries observers on flag state compliance incidents	1.0	1.0	— 0
Views of MCS practitioners on flag state compliance incidents	1.0	1.0	— 0

Flag score by response **3.33** ▲ **0.33**

Accepted FAO Compliance Agreement	1.0	1.0	— 0
Registered vessels with foreign or unknown ownership 	5.0	5.0	— 0
Provision of vessel data for inclusion in Global Record	5.0	5.0	— 0
Compliance with RFMO flag state obligations	4.0	3.0	▲ 1.0
Flag State is contracting party or cooperating non-contracting party to all relevant RFMOs	1.0	1.0	— 0

 Indicator 'Authorised vessel data provided to FAO HSVAR' used in 2019 has now changed to 'Registered vessels with foreign or unknown ownership'.

Port score **3.28** ▲ **0.34**
Port score by vulnerability **4.00** — 0

Related Indicators	2021	2019	2019-2021 change
Number of fishing ports	3.0	3.0	— 0
Port visits by foreign fishing or carrier vessels	5.0	5.0	— 0

Port score by prevalence **1.00** — 0

Views of MCS practitioners on port compliance incidents	1.0	1.0	— 0
View of fisheries observers on port compliance incidents	1.0	1.0	— 0


Port score by response **4.63** ▲ **0.23**

Related Indicators	2021	2019	2019-2021 change
Party to the PSMA	5.0	5.0	— 0
Designated ports specified for entry by foreign vessels	5.0	not applicable	
Compliance with RFMO port state obligations	4.0	4.0	— 0

General score **2.25** ▼ **0.08**
General score by vulnerability **2.11** ▼ **0.22**

Related Indicators	2021	2019	2019-2021 change
Trade balance for fisheries products	1.0	1.0	— 0
Share of global imports	1.0	1.0	— 0
Perception of levels of corruption	3.0	3.0	— 0
Gross national income per capita	3.0	4.0	▼ 1.0
Volume of catches	1.0	1.0	— 0

General score by prevalence **1.00** — 0

Carded' under the EU IUU Regulation	1.0	1.0	— 0
Identified' by NOAA for IUU fishing	1.0	1.0	— 0
Mentions of IUU fishing in media reports	1.0	1.0	— 0

General score by response **3.50** — 0

Mandatory vessel tracking for commercial seagoing fleet	not available	not available	
Demand for MSC products	5.0	5.0	— 0
Ratification/accession of UNCLOS Convention	1.0	1.0	— 0
Ratification/accession of UNFSA	5.0	5.0	— 0
Mentions in media reports to combatting IUU fishing	5.0	5.0	— 0
Have a NPOA-IUU	not available	not available	
Market State is contracting party or cooperating non-contracting party to relevant RFMOs	1.0	1.0	— 0