

2021 Country profile

Gambia


World ranking
87 of 152 countries ▼ 8

Africa ranking
28 of 38 countries

East Atlantic ranking
18 of 41 countries ▲ 5

2021
IUU
Score


2.19



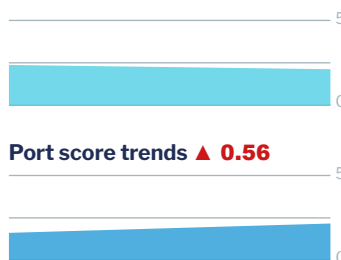
2.13 Coastal
1.65 Flag
2.22 Port
2.57 General

IUU score trends

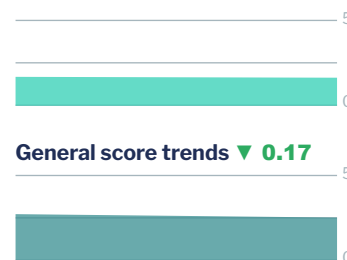
2019 - 2021 change ▼ 0.04



Coastal score trends ▼ 0.25



Flag score trends ▼ 0.04



Port score trends ▲ 0.56



General score trends ▼ 0.17



Note: Higher scores, and ranks closer to 1, indicate worse/poor performance. Green or red arrows show change in 2021 compared to 2019.

Coastal score **2.13** ▼ 0.25

Coastal score by vulnerability **2.67** – 0

Related Indicators	2021	2019	2019-2021 change
Size of EEZ	1.0	1.0	– 0
Agreement over all maritime boundaries	1.0	1.0	– 0
Dependency on fish for protein	3.0	3.0	– 0
Authorise foreign vessels to operate in EEZ	5.0	5.0	– 0

Coastal score by prevalence **2.60** – 0

Has MSC-certified fisheries	5.0	5.0	– 0
Views of MCS practitioners on coastal compliance incidents	1.0	1.0	– 0

Coastal score by response **1.00** ▼ 0.80

Coastal State is contracting party or cooperating non-contracting party to all relevant RFMOs	1.0	3.0	▼ 2.0
Operate a national VMS/FMC centre	1.0	1.0	– 0

Flag score 1.65 ▼ 0.04


Flag score by vulnerability 1.00 – 0

Related Indicators	2021	2019	2019-2021 change
Distant water vessels on RFMO RAVs	1.0	1.0	– 0
Distant water vessels under several RFMOs	not applicable	not applicable	

Flag score by prevalence 1.67 ▲ 0.33

Vessels on IUU lists	3.0	2.0	▲ 1.0
View of fisheries observers on flag state compliance incidents	1.0	1.0	– 0
Views of MCS practitioners on flag state compliance incidents	1.0	1.0	– 0

Flag score by response 1.88 ▼ 1.13

Accepted FAO Compliance Agreement	not applicable	not applicable	
Registered vessels with foreign or unknown ownership 	5.0	not available	
Provision of vessel data for inclusion in Global Record	1.0	5.0	▼ 4.0
Compliance with RFMO flag state obligations	2.0	not applicable	
Flag State is contracting party or cooperating non-contracting party to all relevant RFMOs	1.0	1.0	– 0

 Indicator 'Authorised vessel data provided to FAO HSVAR' used in 2019 has now changed to 'Registered vessels with foreign or unknown ownership'.

Port score 2.22 ▲ 0.56

Port score by vulnerability 3.50 – 0

Related Indicators	2021	2019	2019-2021 change
Number of fishing ports	2.0	2.0	– 0
Port visits by foreign fishing or carrier vessels	5.0	5.0	– 0

Port score by prevalence 1.00 – 0

Views of MCS practitioners on port compliance incidents	1.0	1.0	– 0
View of fisheries observers on port compliance incidents	1.0	1.0	– 0



Port score by response 2.50 ▲ 1.50

Related Indicators	2021	2019	2019-2021 change
Party to the PSMA	1.0	1.0	— 0
Designated ports specified for entry by foreign vessels	5.0	1.0	▲ 4.0
Compliance with RFMO port state obligations	1.0	not applicable	

General score 2.57 ▼ 0.17

General score by vulnerability 3.33 ▲ 0.11

Related Indicators	2021	2019	2019-2021 change
Trade balance for fisheries products	5.0	4.0	▲ 1.0
Share of global imports	1.0	1.0	— 0
Perception of levels of corruption	4.0	4.0	— 0
Gross national income per capita	5.0	5.0	— 0
Volume of catches	1.0	1.0	— 0

General score by prevalence 1.86 ▲ 0.86

Carded' under the EU IUU Regulation	1.0	1.0	— 0
Identified' by NOAA for IUU fishing	1.0	1.0	— 0
Mentions of IUU fishing in media reports	3.0	1.0	▲ 2.0

General score by response 2.43 ▼ 0.86

Mandatory vessel tracking for commercial seagoing fleet	1.0	1.0	— 0
Demand for MSC products	5.0	5.0	— 0
Ratification/accesion of UNCLOS Convention	1.0	1.0	— 0
Ratification/accesion of UNFSA	5.0	5.0	— 0
Mentions in media reports to combatting IUU fishing	5.0	5.0	— 0
Have a NPOA-IUU	1.0	5.0	▼ 4.0
Market State is contracting party or cooperating non-contracting party to relevant RFMOs	1.0	1.0	— 0