

2021 Country profile

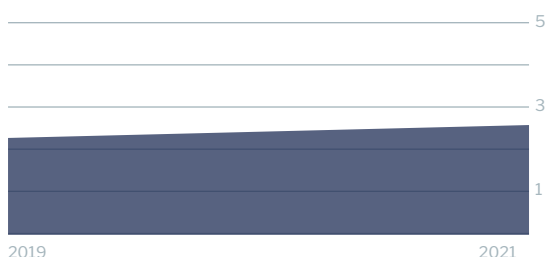
Equatorial Guinea

World ranking
19 of 152 countries ▲ 57

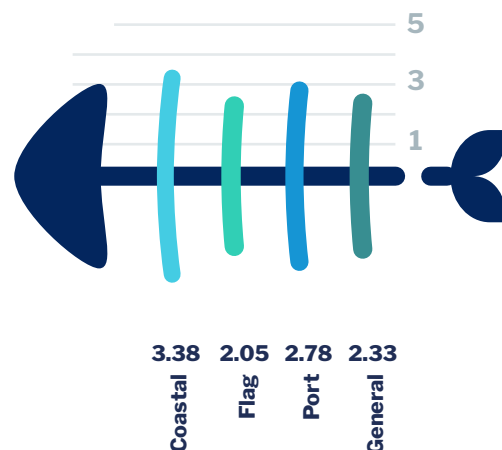
Africa ranking
8 of 38 countries ▲ 17

East Atlantic ranking
5 of 41 countries ▲ 15

IUU score trends
2019 - 2021 change ▲ 0.31



2021 IUU Score
2.56



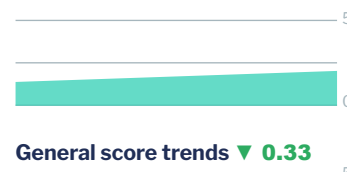
Coastal score trends ▲ 0.74



Port score trends ▲ 0.44



Flag score trends ▲ 0.63



General score trends ▼ 0.33



Note: Higher scores, and ranks closer to 1, indicate worse/poor performance. Green or red arrows show change in 2021 compared to 2019.

Coastal score **3.38** ▲ 0.74

Coastal score by vulnerability **4.00** ▲ 0.50

| Related Indicators | 2021 | 2019 | 2019-2021 change |
|---|------|---------------|------------------|
| Size of EEZ | 3.0 | 3.0 | — 0 |
| Agreement over all maritime boundaries | 5.0 | 5.0 | — 0 |
| Dependency on fish for protein | 3.0* | 3.0 | — 0 |
| Authorise foreign vessels to operate in EEZ | 5.0 | not available | |

* indicates that scores from the 2019 version of the Index have been used due to 2021 data not being available

Coastal score by prevalence **2.60** — 0

| Related Indicators | 2021 | 2019 | 2019-2021 change |
|--|------|------|------------------|
| Has MSC-certified fisheries | 5.0 | 5.0 | — 0 |
| Views of MCS practitioners on coastal compliance incidents | 1.0 | 1.0 | — 0 |

Coastal score by response **3.40** ▲ 2.40

| Related Indicators | 2021 | 2019 | 2019-2021 change |
|---|------|---------------|------------------|
| Coastal State is contracting party or cooperating non-contracting party to all relevant RFMOs | 1.0 | 1.0 | — 0 |
| Operate a national VMS/FMC centre | 5.0 | not available | |

Flag score 2.05 ▲ 0.63

Flag score by vulnerability 1.00 – 0

| Related Indicators | 2021 | 2019 | 2019-2021 change |
|---|----------------|----------------|------------------|
| Distant water vessels on RFMO RAVs | 1.0 | 1.0 | – 0 |
| Distant water vessels under several RFMOs | not applicable | not applicable | |

Flag score by prevalence 1.67 ▲ 0.67

| Related Indicators | 2021 | 2019 | 2019-2021 change |
|--|------|------|------------------|
| Vessels on IUU lists | 3.0 | 1.0 | ▲ 2.0 |
| View of fisheries observers on flag state compliance incidents | 1.0 | 1.0 | – 0 |
| Views of MCS practitioners on flag state compliance incidents | 1.0 | 1.0 | – 0 |

Flag score by response 2.88 ▲ 0.73

| Related Indicators | 2021 | 2019 | 2019-2021 change |
|--|----------------|----------------|------------------|
| Accepted FAO Compliance Agreement | not applicable | not applicable | |
| Registered vessels with foreign or unknown ownership  | 5.0 | not available | |
| Provision of vessel data for inclusion in Global Record | 5.0 | 5.0 | – 0 |
| Compliance with RFMO flag state obligations | 2.0 | 1.0 | ▲ 1.0 |
| Flag State is contracting party or cooperating non-contracting party to all relevant RFMOs | 1.0 | 1.0 | – 0 |

 Indicator 'Authorised vessel data provided to FAO HSVAR' used in 2019 has now changed to 'Registered vessels with foreign or unknown ownership'.

Port score 2.78 ▲ 0.44

Port score by vulnerability 4.00 – 0

| Related Indicators | 2021 | 2019 | 2019-2021 change |
|---|------|------|------------------|
| Number of fishing ports | 3.0 | 3.0 | – 0 |
| Port visits by foreign fishing or carrier vessels | 5.0 | 5.0 | – 0 |

Port score by prevalence 1.00 – 0

| Related Indicators | 2021 | 2019 | 2019-2021 change |
|--|------|------|------------------|
| Views of MCS practitioners on port compliance incidents | 1.0 | 1.0 | – 0 |
| View of fisheries observers on port compliance incidents | 1.0 | 1.0 | – 0 |



Port score by response 3.50 ▲ 0.90

| Related Indicators | 2021 | 2019 | 2019-2021 change |
|---|------|----------------|------------------|
| Party to the PSMA | 5.0 | 5.0 | — 0 |
| Designated ports specified for entry by foreign vessels | 5.0 | not applicable | |
| Compliance with RFMO port state obligations | 1.0 | 1.0 | — 0 |

General score 2.33 ▼ 0.33

General score by vulnerability 3.22 — 0

| Related Indicators | 2021 | 2019 | 2019-2021 change |
|--------------------------------------|------|------|------------------|
| Trade balance for fisheries products | 5.0 | 5.0 | — 0 |
| Share of global imports | 1.0 | 1.0 | — 0 |
| Perception of levels of corruption | 5.0 | 5.0 | — 0 |
| Gross national income per capita | 3.0 | 3.0 | — 0 |
| Volume of catches | 1.0 | 1.0 | — 0 |

General score by prevalence 1.00 — 0

| | | | |
|--|-----|-----|-----|
| Carded' under the EU IUU Regulation | 1.0 | 1.0 | — 0 |
| Identified' by NOAA for IUU fishing | 1.0 | 1.0 | — 0 |
| Mentions of IUU fishing in media reports | 1.0 | 1.0 | — 0 |

General score by response 2.43 ▼ 1.07

| | | | |
|--|-----|---------------|-----|
| Mandatory vessel tracking for commercial seagoing fleet | 1.0 | not available | |
| Demand for MSC products | 5.0 | 5.0 | — 0 |
| Ratification/accession of UNCLOS Convention | 1.0 | 1.0 | — 0 |
| Ratification/accession of UNFSA | 5.0 | 5.0 | — 0 |
| Mentions in media reports to combatting IUU fishing | 5.0 | 5.0 | — 0 |
| Have a NPOA-IUU | 1.0 | not available | |
| Market State is contracting party or cooperating non-contracting party to relevant RFMOs | 1.0 | 1.0 | — 0 |