

2021 Country profile

# El Salvador


World ranking  
76 of 152 countries ▲ 41

Caribbean & Central America ranking  
14 of 21 countries ▲ 2

Eastern Pacific ranking  
10 of 13 countries ▼ 1

2021 IUU Score


2.24




1.88 Coastal  
2.00 Flag  
2.00 Port  
2.77 General

IUU score trends

2019 - 2021 change ▲ 0.17




Coastal score trends — 0




Port score trends — 0



Flag score trends ▲ 0.04



General score trends ▲ 0.47



Note: Higher scores, and ranks closer to 1, indicate worse/poor performance. Green or red arrows show change in 2021 compared to 2019.

Coastal score **1.88** — 0

Coastal score by vulnerability **2.00** — 0

Related Indicators	2021	2019	2019-2021 change
Size of EEZ	2.0	2.0	— 0
Agreement over all maritime boundaries	5.0	5.0	— 0
Dependency on fish for protein	1.0	1.0	— 0
Authorise foreign vessels to operate in EEZ	1.0	1.0	— 0

Coastal score by prevalence **2.60** — 0

Has MSC-certified fisheries	5.0	5.0	— 0
Views of MCS practitioners on coastal compliance incidents	1.0	1.0	— 0

Coastal score by response **1.00** — 0

Coastal State is contracting party or cooperating non-contracting party to all relevant RFMOs	1.0	1.0	— 0
Operate a national VMS/FMC centre	1.0	1.0	— 0

**Flag score** 2.00 ▲ 0.04

**Flag score by vulnerability** 2.00 ▼ 0.50


Related Indicators	2021	2019	2019-2021 change
Distant water vessels on RFMO RAVs	2.0	2.0	– 0
Distant water vessels under several RFMOs	2.0	3.0	▼ 1.0

**Flag score by prevalence** 1.00 – 0

Vessels on IUU lists	1.0	1.0	– 0
View of fisheries observers on flag state compliance incidents	1.0	1.0	– 0
Views of MCS practitioners on flag state compliance incidents	1.0	1.0	– 0

**Flag score by response** 3.00 ▲ 0.38

Accepted FAO Compliance Agreement	5.0	5.0	– 0
Registered vessels with foreign or unknown ownership 	3.0	not available	
Provision of vessel data for inclusion in Global Record	1.0	1.0	– 0
Compliance with RFMO flag state obligations	5.0	4.0	▲ 1.0
Flag State is contracting party or cooperating non-contracting party to all relevant RFMOs	1.0	1.0	– 0

 Indicator ‘Authorised vessel data provided to FAO HSVAR’ used in 2019 has now changed to ‘Registered vessels with foreign or unknown ownership’.

**Port score** 2.00 – 0

**Port score by vulnerability** 3.50 – 0

Related Indicators	2021	2019	2019-2021 change
Number of fishing ports	2.0	2.0	– 0
Port visits by foreign fishing or carrier vessels	5.0	5.0	– 0

**Port score by prevalence** 1.00 – 0

Views of MCS practitioners on port compliance incidents	1.0	1.0	– 0
View of fisheries observers on port compliance incidents	1.0	1.0	– 0

## Port score by response 2.00 – 0

Related Indicators	2021	2019	2019-2021 change
Party to the PSMA	5.0	5.0	– 0
Designated ports specified for entry by foreign vessels	1.0	1.0	– 0
Compliance with RFMO port state obligations	1.0	1.0	– 0

## General score 2.77 ▲ 0.47

### General score by vulnerability 2.89 – 0

Related Indicators	2021	2019	2019-2021 change
Trade balance for fisheries products	3.0	3.0	– 0
Share of global imports	1.0	1.0	– 0
Perception of levels of corruption	4.0	4.0	– 0
Gross national income per capita	4.0	4.0	– 0
Volume of catches	1.0	1.0	– 0

### General score by prevalence 1.00 – 0

Carded' under the EU IUU Regulation	1.0	1.0	– 0
Identified' by NOAA for IUU fishing	1.0	1.0	– 0
Mentions of IUU fishing in media reports	1.0	1.0	– 0

### General score by response 3.57 ▲ 1.00

Mandatory vessel tracking for commercial seagoing fleet	1.0	1.0	– 0
Demand for MSC products	5.0	5.0	– 0
Ratification/accesion of UNCLOS Convention	5.0	5.0	– 0
Ratification/accesion of UNFSA	5.0	5.0	– 0
Mentions in media reports to combatting IUU fishing	5.0	4.0	▲ 1.0
Have a NPOA-IUU	5.0	1.0	▲ 4.0
Market State is contracting party or cooperating non-contracting party to relevant RFMOs	1.0	1.0	– 0