

2021 Country profile

Ecuador


World ranking
48 of 152 countries

South America ranking
3 of 10 countries ▼ 2

Eastern Pacific ranking
4 of 13 countries ▼ 1

2021 IUU Score


2.38



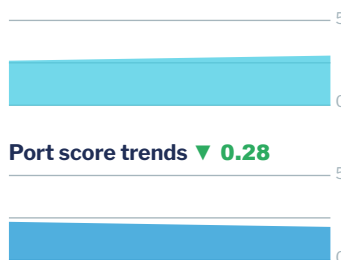
2.94 Coastal
2.08 Flag
2.00 Port
2.53 General

IUU score trends

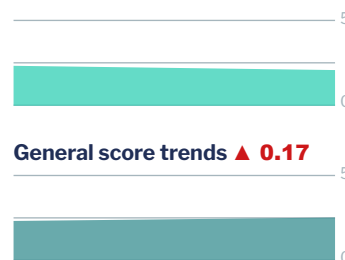
2019 - 2021 change ▼ 0.02



Coastal score trends ▲ 0.31




Flag score trends ▼ 0.26



Port score trends ▼ 0.28



General score trends ▲ 0.17



Note: Higher scores, and ranks closer to 1, indicate worse/poor performance. Green or red arrows show change in 2021 compared to 2019.

Coastal score 2.94 ▲ 0.31

Coastal score by vulnerability 3.33 ▲ 1.33

Related Indicators	2021	2019	2019-2021 change
Size of EEZ	4.0	4.0	— 0
Agreement over all maritime boundaries	1.0	1.0	— 0
Dependency on fish for protein	1.0	1.0	— 0
Authorise foreign vessels to operate in EEZ	5.0	1.0	▲ 4.0

Coastal score by prevalence 4.40 ▼ 0.60

Has MSC-certified fisheries	5.0	5.0	— 0
Views of MCS practitioners on coastal compliance incidents	4.0	5.0	▼ 1.0

Coastal score by response 1.00 — 0

Coastal State is contracting party or cooperating non-contracting party to all relevant RFMOs	1.0	1.0	— 0
Operate a national VMS/FMC centre	1.0	1.0	— 0

Flag score 2.08 ▼ 0.26

Flag score by vulnerability 3.50 ▲ 0.50

Related Indicators	2021	2019	2019-2021 change
Distant water vessels on RFMO RAVs	4.0	4.0	— 0
Distant water vessels under several RFMOs	3.0	2.0	▲ 1.0

Flag score by prevalence 1.33 ▼ 0.33

Vessels on IUU lists	1.0	1.0	— 0
View of fisheries observers on flag state compliance incidents	1.0	1.0	— 0
Views of MCS practitioners on flag state compliance incidents	2.0	3.0	▼ 1.0

Flag score by response 1.89 ▼ 0.74

Accepted FAO Compliance Agreement	5.0	5.0	— 0
Registered vessels with foreign or unknown ownership 	2.0	not available	
Provision of vessel data for inclusion in Global Record	1.0	1.0	— 0
Compliance with RFMO flag state obligations	2.0	4.0	▼ 2.0
Flag State is contracting party or cooperating non-contracting party to all relevant RFMOs	1.0	1.0	— 0

 Indicator 'Authorised vessel data provided to FAO HSVAR' used in 2019 has now changed to 'Registered vessels with foreign or unknown ownership'.

Port score 2.00 ▼ 0.28

Port score by vulnerability 4.00 — 0

Related Indicators	2021	2019	2019-2021 change
Number of fishing ports	3.0	3.0	— 0
Port visits by foreign fishing or carrier vessels	5.0	5.0	— 0

Port score by prevalence 2.00 ▲ 0.50

Views of MCS practitioners on port compliance incidents	3.0	2.0	▲ 1.0
View of fisheries observers on port compliance incidents	1.0	1.0	— 0

Port score by response 1.00 ▼ 1.00

Related Indicators	2021	2019	2019-2021 change
Party to the PSMA	1.0	5.0	▼ 4.0
Designated ports specified for entry by foreign vessels	1.0	1.0	— 0
Compliance with RFMO port state obligations	1.0	1.0	— 0

General score 2.53 ▲ 0.17

General score by vulnerability 3.11 — 0

Related Indicators	2021	2019	2019-2021 change
Trade balance for fisheries products	5.0	5.0	— 0
Share of global imports	1.0	1.0	— 0
Perception of levels of corruption	4.0	4.0	— 0
Gross national income per capita	3.0	3.0	— 0
Volume of catches	2.0	2.0	— 0

General score by prevalence 2.86 ▲ 1.00

Carded' under the EU IUU Regulation	3.0	1.0	▲ 2.0
Identified' by NOAA for IUU fishing	4.0	4.0	— 0
Mentions of IUU fishing in media reports	2.0	1.0	▲ 1.0

General score by response 2.00 ▼ 0.14

Mandatory vessel tracking for commercial seagoing fleet	1.0	1.0	— 0
Demand for MSC products	5.0	5.0	— 0
Ratification/accession of UNCLOS Convention	1.0	1.0	— 0
Ratification/accession of UNFSA	1.0	1.0	— 0
Mentions in media reports to combatting IUU fishing	2.0	3.0	▼ 1.0
Have a NPOA-IUU	1.0	1.0	— 0
Market State is contracting party or cooperating non-contracting party to relevant RFMOs	3.0	3.0	— 0