

2021 Country profile

# Djibouti


**World ranking**  
135 of 152 countries ▼ 52

**Africa ranking**  
38 of 38 countries ▼ 9

**West Indian Ocean ranking**  
24 of 22 countries ▼ 10

2021  
IUU  
Score

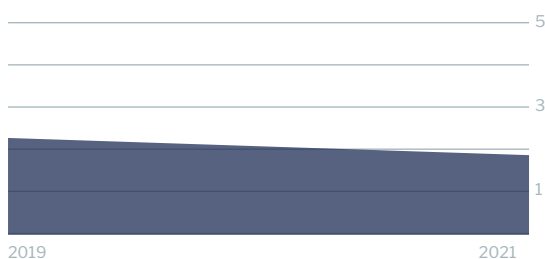
**1.86**



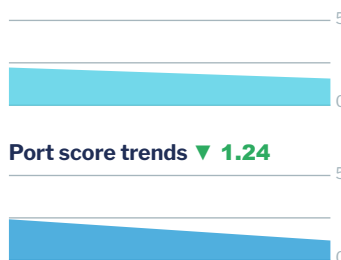
**1.62** Coastal  
**1.50** Flag  
**1.22** Port  
**2.41** General

**IUU score trends**

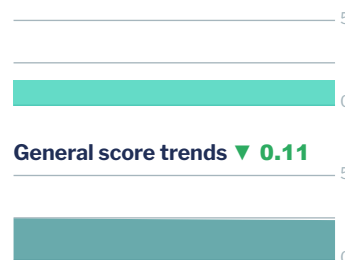
2019 - 2021 change ▼ 0.37



**Coastal score trends ▼ 0.63**



**Flag score trends – 0**



**Port score trends ▼ 1.24**



**General score trends ▼ 0.11**



Note: Higher scores, and ranks closer to 1, indicate worse/poor performance. Green or red arrows show change in 2021 compared to 2019.

## Coastal score **1.62** ▼ 0.63

### Coastal score by vulnerability **1.00** – 0

Related Indicators	2021	2019	2019-2021 change
Size of EEZ	<b>1.0</b>	1.0	– 0
Agreement over all maritime boundaries	<b>1.0</b>	1.0	– 0
Dependency on fish for protein	<b>1.0</b>	1.0	– 0
Authorise foreign vessels to operate in EEZ	<b>1.0</b>	1.0	– 0

### Coastal score by prevalence **2.60** – 0

Has MSC-certified fisheries	<b>5.0</b>	5.0	– 0
Views of MCS practitioners on coastal compliance incidents	<b>1.0</b>	1.0	– 0

### Coastal score by response **1.00** ▼ 2.40

Coastal State is contracting party or cooperating non-contracting party to all relevant RFMOs	<b>1.0</b>	1.0	– 0
Operate a national VMS/FMC centre	not applicable	5.0	

**Flag score** 1.50 – 0

**Flag score by vulnerability** 1.00 – 0

Related Indicators	2021	2019	2019-2021 change
Distant water vessels on RFMO RAVs	1.0	1.0	– 0
Distant water vessels under several RFMOs	not applicable	not applicable	

**Flag score by prevalence** 1.00 – 0

Vessels on IUU lists	1.0	1.0	– 0
View of fisheries observers on flag state compliance incidents	1.0	1.0	– 0
Views of MCS practitioners on flag state compliance incidents	1.0	1.0	– 0

**Flag score by response** 3.00 – 0

Accepted FAO Compliance Agreement	not applicable	not applicable	
Registered vessels with foreign or unknown ownership 	not available	not available	
Provision of vessel data for inclusion in Global Record	5.0	5.0	– 0
Compliance with RFMO flag state obligations	not applicable		
Flag State is contracting party or cooperating non-contracting party to all relevant RFMOs	1.0	1.0	– 0

 Indicator ‘Authorised vessel data provided to FAO HSVAR’ used in 2019 has now changed to ‘Registered vessels with foreign or unknown ownership’.

**Port score** 1.22 ▼ 1.24

**Port score by vulnerability** 1.50 ▼ 2.00

Related Indicators	2021	2019	2019-2021 change
Number of fishing ports	2.0	2.0	– 0
Port visits by foreign fishing or carrier vessels	1.0	5.0	▼ 4.0

**Port score by prevalence** -

Views of MCS practitioners on port compliance incidents		1.0	▼ 1.0
View of fisheries observers on port compliance incidents		1.0	▼ 1.0

## Port score by response 1.00 ▼ 2.40

Related Indicators	2021	2019	2019-2021 change
Party to the PSMA	1.0	1.0	— 0
Designated ports specified for entry by foreign vessels	1.0	5.0	▼ 4.0
Compliance with RFMO port state obligations	not applicable	not applicable	

## General score 2.41 ▼ 0.11

### General score by vulnerability 3.00 ▼ 0.33

Related Indicators	2021	2019	2019-2021 change
Trade balance for fisheries products	4.0	5.0	▼ 1.0
Share of global imports	1.0	1.0	— 0
Perception of levels of corruption	4.0	4.0	— 0
Gross national income per capita	4.0	5.0	▼ 1.0
Volume of catches	1.0	1.0	— 0

### General score by prevalence 1.00 — 0

Carded' under the EU IUU Regulation	1.0	1.0	— 0
Identified' by NOAA for IUU fishing	1.0	1.0	— 0
Mentions of IUU fishing in media reports	1.0	1.0	— 0

### General score by response 2.82 — 0

Mandatory vessel tracking for commercial seagoing fleet	not applicable	not available	
Demand for MSC products	5.0	5.0	— 0
Ratification/accesion of UNCLOS Convention	1.0	1.0	— 0
Ratification/accesion of UNFSA	5.0	5.0	— 0
Mentions in media reports to combatting IUU fishing	5.0	5.0	— 0
Have a NPOA-IUU	1.0	1.0	— 0
Market State is contracting party or cooperating non-contracting party to relevant RFMOs	1.0	1.0	— 0