

2021 Country profile

Cyprus


World ranking
133 of 152 countries ▼ 5

Europe ranking
18 of 31 countries ▼ 1

Mediterranean & Black Sea ranking
22 of 26 countries

2021 IUU Score

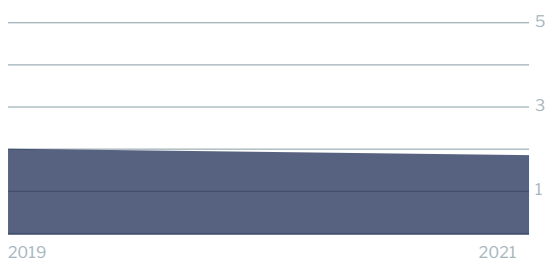
1.86



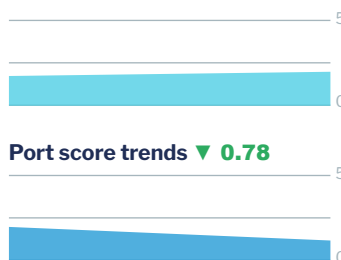
2.00 Coastal
1.83 Flag
1.22 Port
2.20 General

IUU score trends

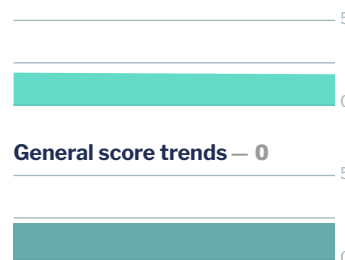
2019 - 2021 change ▼ 0.15



Coastal score trends ▲ 0.25



Flag score trends ▼ 0.13



Port score trends ▼ 0.78



General score trends — 0



Note: Higher scores, and ranks closer to 1, indicate worse/poor performance. Green or red arrows show change in 2021 compared to 2019.

Coastal score 2.00 ▲ 0.25

Coastal score by vulnerability 2.33 ▲ 0.67

| Related Indicators | 2021 | 2019 | 2019-2021 change |
|---|------|------|------------------|
| Size of EEZ | 2.0 | 2.0 | — 0 |
| Agreement over all maritime boundaries | 5.0 | 1.0 | ▲ 4.0 |
| Dependency on fish for protein | 3.0 | 3.0 | — 0 |
| Authorise foreign vessels to operate in EEZ | 1.0 | 1.0 | — 0 |

Coastal score by prevalence 2.60 — 0

| | | | |
|--|-----|-----|-----|
| Has MSC-certified fisheries | 5.0 | 5.0 | — 0 |
| Views of MCS practitioners on coastal compliance incidents | 1.0 | 1.0 | — 0 |

Coastal score by response 1.00 — 0

| | | | |
|---|-----|-----|-----|
| Coastal State is contracting party or cooperating non-contracting party to all relevant RFMOs | 1.0 | 1.0 | — 0 |
| Operate a national VMS/FMC centre | 1.0 | 1.0 | — 0 |

Flag score 1.83 ▼ 0.13

Flag score by vulnerability 4.00 ▲ 1.00


| Related Indicators | 2021 | 2019 | 2019-2021 change |
|---|------|------|------------------|
| Distant water vessels on RFMO RAVs | 5.0 | 3.0 | ▲ 2.0 |
| Distant water vessels under several RFMOs | 3.0 | 3.0 | – 0 |

Flag score by prevalence 1.00 – 0

| | | | |
|--|-----|-----|-----|
| Vessels on IUU lists | 1.0 | 1.0 | – 0 |
| View of fisheries observers on flag state compliance incidents | 1.0 | 1.0 | – 0 |
| Views of MCS practitioners on flag state compliance incidents | 1.0 | 1.0 | – 0 |

Flag score by response 1.22 ▼ 1.00

| | | | |
|--|-----|-----|-------|
| Accepted FAO Compliance Agreement | 1.0 | 1.0 | – 0 |
| Registered vessels with foreign or unknown ownership  | 3.0 | 3.0 | – 0 |
| Provision of vessel data for inclusion in Global Record | 1.0 | 1.0 | – 0 |
| Compliance with RFMO flag state obligations | 1.0 | 4.0 | ▼ 3.0 |
| Flag State is contracting party or cooperating non-contracting party to all relevant RFMOs | 1.0 | 1.0 | – 0 |

 Indicator 'Authorised vessel data provided to FAO HSVAR' used in 2019 has now changed to 'Registered vessels with foreign or unknown ownership'.

Port score 1.22 ▼ 0.78

Port score by vulnerability 2.00 ▼ 2.00

| Related Indicators | 2021 | 2019 | 2019-2021 change |
|---|------|------|------------------|
| Number of fishing ports | 3.0 | 3.0 | – 0 |
| Port visits by foreign fishing or carrier vessels | 1.0 | 5.0 | ▼ 4.0 |

Port score by prevalence 1.00 – 0

| | | | |
|--|-----|-----|-----|
| Views of MCS practitioners on port compliance incidents | 1.0 | 1.0 | – 0 |
| View of fisheries observers on port compliance incidents | 1.0 | 1.0 | – 0 |

Port score by response 1.00 ▼ 0.75

| Related Indicators | 2021 | 2019 | 2019-2021 change |
|---|------|------|------------------|
| Party to the PSMA | 1.0 | 1.0 | — 0 |
| Designated ports specified for entry by foreign vessels | 1.0 | 1.0 | — 0 |
| Compliance with RFMO port state obligations | 1.0 | 3.0 | ▼ 2.0 |

General score 2.20 — 0

General score by vulnerability 1.89 ▼ 0.22

| Related Indicators | 2021 | 2019 | 2019-2021 change |
|--------------------------------------|------|------|------------------|
| Trade balance for fisheries products | 3.0 | 3.0 | — 0 |
| Share of global imports | 1.0 | 1.0 | — 0 |
| Perception of levels of corruption | 3.0 | 3.0 | — 0 |
| Gross national income per capita | 1.0 | 2.0 | ▼ 1.0 |
| Volume of catches | 1.0 | 1.0 | — 0 |

General score by prevalence 1.00 — 0

| | | | |
|--|-----|-----|-----|
| Carded' under the EU IUU Regulation | 1.0 | 1.0 | — 0 |
| Identified' by NOAA for IUU fishing | 1.0 | 1.0 | — 0 |
| Mentions of IUU fishing in media reports | 1.0 | 1.0 | — 0 |

General score by response 3.00 ▲ 0.14

| | | | |
|--|-----|-----|-------|
| Mandatory vessel tracking for commercial seagoing fleet | 1.0 | 1.0 | — 0 |
| Demand for MSC products | 5.0 | 4.0 | ▲ 1.0 |
| Ratification/accesion of UNCLOS Convention | 1.0 | 1.0 | — 0 |
| Ratification/accesion of UNFSA | 1.0 | 1.0 | — 0 |
| Mentions in media reports to combatting IUU fishing | 5.0 | 5.0 | — 0 |
| Have a NPOA-IUU | 5.0 | 5.0 | — 0 |
| Market State is contracting party or cooperating non-contracting party to relevant RFMOs | 1.0 | 1.0 | — 0 |