

2021 Country profile

# Croatia


**World ranking**  
141 of 152 countries ▼ 18

**Europe ranking**  
23 of 31 countries ▼ 10

**Mediterranean & Black Sea ranking**  
25 of 26 countries ▼ 5

2021  
IUU  
Score

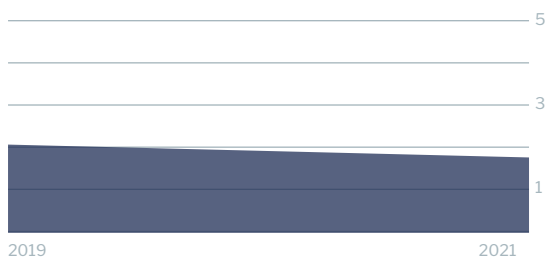
**1.74**



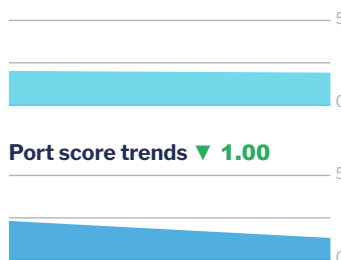
**1.94** Coastal  
**1.42** Flag  
**1.33** Port  
**2.13** General

**IUU score trends**

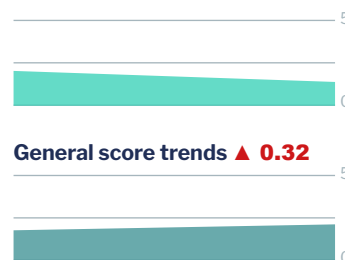
2019 - 2021 change ▼ 0.29



**Coastal score trends ▼ 0.13**




**Flag score trends ▼ 0.63**



**Port score trends ▼ 1.00**



**General score trends ▲ 0.32**



Note: Higher scores, and ranks closer to 1, indicate worse/poor performance. Green or red arrows show change in 2021 compared to 2019.

## Coastal score **1.94** ▼ 0.13

### Coastal score by vulnerability **2.17** ▼ 0.58

| Related Indicators                          | 2021       | 2019          | 2019-2021 change |
|---|------------|---------------|------------------|
| Size of EEZ                                 | <b>2.0</b> | 2.0           | — 0              |
| Agreement over all maritime boundaries      | <b>5.0</b> | 5.0           | — 0              |
| Dependency on fish for protein              | <b>2.0</b> | 2.0           | — 0              |
| Authorise foreign vessels to operate in EEZ | <b>1.0</b> | not available |                  |

### Coastal score by prevalence **2.60** — 0

|  |            |     |     |
|--|------------|-----|-----|
| Has MSC-certified fisheries                                | <b>5.0</b> | 5.0 | — 0 |
| Views of MCS practitioners on coastal compliance incidents | <b>1.0</b> | 1.0 | — 0 |

### Coastal score by response **1.00** — 0

|   |            |     |     |
|---|------------|-----|-----|
| Coastal State is contracting party or cooperating non-contracting party to all relevant RFMOs | <b>1.0</b> | 1.0 | — 0 |
| Operate a national VMS/FMC centre   | <b>1.0</b> | 1.0 | — 0 |

**Flag score** 1.42 ▼ 0.63


**Flag score by vulnerability** 2.50 ▼ 1.00


| Related Indicators                        | 2021 | 2019 | 2019-2021 change |
|---|------|------|------------------|
| Distant water vessels on RFMO RAVs        | 4.0  | 5.0  | ▼ 1.0            |
| Distant water vessels under several RFMOs | 1.0  | 2.0  | ▼ 1.0            |

**Flag score by prevalence** 1.00 – 0

|  |     |     |     |
|--|-----|-----|-----|
| Vessels on IUU lists   | 1.0 | 1.0 | – 0 |
| View of fisheries observers on flag state compliance incidents | 1.0 | 1.0 | – 0 |
| Views of MCS practitioners on flag state compliance incidents  | 1.0 | 1.0 | – 0 |

**Flag score by response** 1.11 ▼ 1.01

|  |     |               |       |
|--|-----|---------------|-------|
| Accepted FAO Compliance Agreement  | 1.0 | 1.0           | – 0   |
| Registered vessels with foreign or unknown ownership  | 2.0 | not available |       |
| Provision of vessel data for inclusion in Global Record  | 1.0 | 1.0           | – 0   |
| Compliance with RFMO flag state obligations  | 1.0 | 4.0           | ▼ 3.0 |
| Flag State is contracting party or cooperating non-contracting party to all relevant RFMOs   | 1.0 | 1.0           | – 0   |

 Indicator 'Authorised vessel data provided to FAO HSVAR' used in 2019 has now changed to 'Registered vessels with foreign or unknown ownership'.

**Port score** 1.33 ▼ 1.00

**Port score by vulnerability** 2.50 ▼ 2.00

| Related Indicators                                | 2021 | 2019 | 2019-2021 change |
|---|------|------|------------------|
| Number of fishing ports                           | 4.0  | 4.0  | – 0              |
| Port visits by foreign fishing or carrier vessels | 1.0  | 5.0  | ▼ 4.0            |

**Port score by prevalence** 1.00 – 0

|  |     |     |     |
|--|-----|-----|-----|
| Views of MCS practitioners on port compliance incidents  | 1.0 | 1.0 | – 0 |
| View of fisheries observers on port compliance incidents | 1.0 | 1.0 | – 0 |



## Port score by response 1.00 ▼ 1.20

| Related Indicators                                      | 2021             | 2019             | 2019-2021 change   |
|---|------------------|------------------|--------------------|
| Party to the PSMA                                       | <span>1.0</span> | <span>1.0</span> | — 0                |
| Designated ports specified for entry by foreign vessels | <span>1.0</span> | not applicable   |                    |
| Compliance with RFMO port state obligations             | <span>1.0</span> | <span>3.0</span> | ▼ <span>2.0</span> |

## General score 2.13 ▲ 0.32

### General score by vulnerability 1.89 — 0

| Related Indicators                   | 2021             | 2019             | 2019-2021 change |
|--------------------------------------|------------------|------------------|------------------|
| Trade balance for fisheries products | <span>1.0</span> | <span>1.0</span> | — 0              |
| Share of global imports              | <span>1.0</span> | <span>1.0</span> | — 0              |
| Perception of levels of corruption   | <span>3.0</span> | <span>3.0</span> | — 0              |
| Gross national income per capita     | <span>2.0</span> | <span>2.0</span> | — 0              |
| Volume of catches                    | <span>1.0</span> | <span>1.0</span> | — 0              |

### General score by prevalence 1.00 — 0

|  |                  |                  |     |
|--|------------------|------------------|-----|
| Carded' under the EU IUU Regulation      | <span>1.0</span> | <span>1.0</span> | — 0 |
| Identified' by NOAA for IUU fishing      | <span>1.0</span> | <span>1.0</span> | — 0 |
| Mentions of IUU fishing in media reports | <span>1.0</span> | <span>1.0</span> | — 0 |

### General score by response 2.86 ▲ 0.58

|  |                  |                  |     |
|--|------------------|------------------|-----|
| Mandatory vessel tracking for commercial seagoing fleet                                  | <span>1.0</span> | <span>1.0</span> | — 0 |
| Demand for MSC products  | <span>4.0</span> | <span>4.0</span> | — 0 |
| Ratification/accesion of UNCLOS Convention   | <span>1.0</span> | <span>1.0</span> | — 0 |
| Ratification/accesion of UNFSA   | <span>1.0</span> | <span>1.0</span> | — 0 |
| Mentions in media reports to combatting IUU fishing                                      | <span>5.0</span> | <span>5.0</span> | — 0 |
| Have a NPOA-IUU  | <span>5.0</span> | not available    |     |
| Market State is contracting party or cooperating non-contracting party to relevant RFMOs | <span>1.0</span> | <span>1.0</span> | — 0 |