

2021 Country profile

Costa Rica

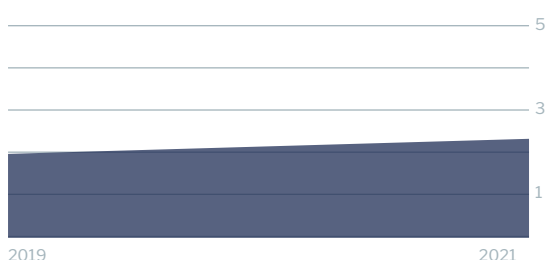
World ranking
65 of 152 countries ▲ 70

Caribbean & Central America ranking
10 of 21 countries ▲ 9

West Atlantic ranking
14 of 29 countries ▲ 12


Eastern Pacific ranking
7 of 13 countries ▲ 6

IUU score trends
2019 - 2021 change ▲ 0.32

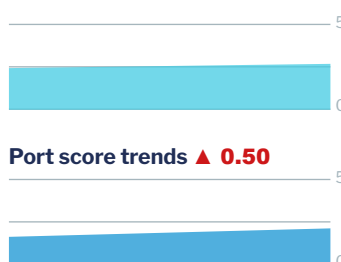


2021 IUU Score

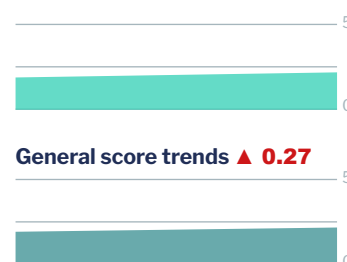
2.28



Coastal score trends ▲ 0.25



Flag score trends ▲ 0.30



Port score trends ▲ 0.50



General score trends ▲ 0.27



Note: Higher scores, and ranks closer to 1, indicate worse/poor performance. Green or red arrows show change in 2021 compared to 2019.

Coastal score **2.69** ▲ 0.25

Coastal score by vulnerability **4.17** ▲ 0.67

Related Indicators	2021	2019	2019-2021 change
Size of EEZ	4.0	4.0	— 0
Agreement over all maritime boundaries	5.0	1.0	▲ 4.0
Dependency on fish for protein	2.0	2.0	— 0
Authorise foreign vessels to operate in EEZ	5.0	5.0	— 0

Coastal score by prevalence **2.60** — 0

Related Indicators	2021	2019	2019-2021 change
Has MSC-certified fisheries	5.0	5.0	— 0
Views of MCS practitioners on coastal compliance incidents	1.0	1.0	— 0

Coastal score by response **1.00** — 0

Related Indicators	2021	2019	2019-2021 change
Coastal State is contracting party or cooperating non-contracting party to all relevant RFMOs	1.0	1.0	— 0
Operate a national VMS/FMC centre	1.0	1.0	— 0

Flag score **2.21** ▲ **0.30**

Flag score by vulnerability **2.50** – 0


Related Indicators	2021	2019	2019-2021 change
Distant water vessels on RFMO RAVs	4.0	4.0	– 0
Distant water vessels under several RFMOs	1.0	1.0	– 0

Flag score by prevalence **1.00** – 0

Vessels on IUU lists	1.0	1.0	– 0
View of fisheries observers on flag state compliance incidents	1.0	1.0	– 0
Views of MCS practitioners on flag state compliance incidents	1.0	1.0	– 0

Flag score by response **3.22** ▲ **0.72**

Accepted FAO Compliance Agreement	5.0	5.0	– 0
Registered vessels with foreign or unknown ownership 	5.0	not available	
Provision of vessel data for inclusion in Global Record	1.0	5.0	▼ 4.0
Compliance with RFMO flag state obligations	5.0	1.0	▲ 4.0
Flag State is contracting party or cooperating non-contracting party to all relevant RFMOs	1.0	1.0	– 0

 Indicator 'Authorised vessel data provided to FAO HSVAR' used in 2019 has now changed to 'Registered vessels with foreign or unknown ownership'.

Port score **2.17** ▲ **0.50**

Port score by vulnerability **4.00** – 0

Related Indicators	2021	2019	2019-2021 change
Number of fishing ports	3.0	3.0	– 0
Port visits by foreign fishing or carrier vessels	5.0	5.0	– 0

Port score by prevalence **1.00** – 0

Views of MCS practitioners on port compliance incidents	1.0	1.0	– 0
View of fisheries observers on port compliance incidents	1.0	1.0	– 0

Port score by response 2.13 ▲ 1.13

Related Indicators	2021	2019	2019-2021 change
Party to the PSMA	1.0	1.0	— 0
Designated ports specified for entry by foreign vessels	1.0	1.0	— 0
Compliance with RFMO port state obligations	4.0	1.0	▲ 3.0

General score 2.20 ▲ 0.27

General score by vulnerability 1.89 ▼ 0.11

Related Indicators	2021	2019	2019-2021 change
Trade balance for fisheries products	1.0	2.0	▼ 1.0
Share of global imports	1.0	1.0	— 0
Perception of levels of corruption	3.0	3.0	— 0
Gross national income per capita	2.0	2.0	— 0
Volume of catches	1.0	1.0	— 0

General score by prevalence 1.00 ▼ 0.71

Carded' under the EU IUU Regulation	1.0	1.0	— 0
Identified' by NOAA for IUU fishing	1.0	2.0	▼ 1.0
Mentions of IUU fishing in media reports	1.0	2.0	▼ 1.0

General score by response 3.00 ▲ 1.00

Mandatory vessel tracking for commercial seagoing fleet	1.0	1.0	— 0
Demand for MSC products	5.0	5.0	— 0
Ratification/accesion of UNCLOS Convention	1.0	1.0	— 0
Ratification/accesion of UNFSA	1.0	1.0	— 0
Mentions in media reports to combatting IUU fishing	5.0	4.0	▲ 1.0
Have a NPOA-IUU	5.0	1.0	▲ 4.0
Market State is contracting party or cooperating non-contracting party to relevant RFMOs	1.0	1.0	— 0