



2021 Country profile

Colombia

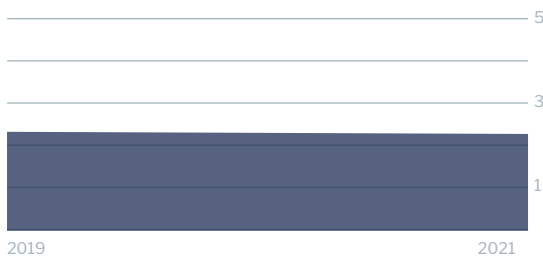
World ranking
73 of 152 countries ▼ 13

South America ranking
5 of 10 countries ▼ 2

West Atlantic ranking
17 of 29 countries ▼ 9

Eastern Pacific ranking
9 of 13 countries ▼ 5


IUU score trends
2019 - 2021 change ▼ 0.06




Note: Higher scores, and ranks closer to 1, indicate worse/poor performance. Green or red arrows show change in 2021 compared to 2019.

2021 IUU Score

2.25



Coastal score trends ▼ 0.43




Port score trends ▲ 0.11



2.57 Coastal
1.46 Flag
2.78 Port
2.46 General

Flag score trends ▲ 0.11



General score trends ▼ 0.08



Coastal score **2.57** ▼ 0.43

Coastal score by vulnerability **3.50** - 0

Related Indicators	2021	2019	2019-2021 change
Size of EEZ	4.0	4.0	- 0
Agreement over all maritime boundaries	5.0*	5.0	- 0
Dependency on fish for protein	1.0	1.0	- 0
Authorise foreign vessels to operate in EEZ	not available	not available	

* indicates that scores from the 2019 version of the Index have been used due to 2021 data not being available

Coastal score by prevalence **2.60** ▼ 1.20

Related Indicators	2021	2019	2019-2021 change
Has MSC-certified fisheries	5.0	5.0	- 0
Views of MCS practitioners on coastal compliance incidents	1.0	3.0	▼ 2.0

Coastal score by response **1.80** - 0

Related Indicators	2021	2019	2019-2021 change
Coastal State is contracting party or cooperating non-contracting party to all relevant RFMOs	3.0	3.0	- 0
Operate a national VMS/FMC centre	1.0*	1.0	- 0

* indicates that scores from the 2019 version of the Index have been used due to 2021 data not being available

Flag score 1.46 ▲ 0.11

Flag score by vulnerability 1.50 – 0

Related Indicators	2021	2019	2019-2021 change
Distant water vessels on RFMO RAVs	2.0	2.0	– 0
Distant water vessels under several RFMOs	1.0	1.0	– 0

Flag score by prevalence 1.00 – 0

Vessels on IUU lists	1.0	1.0	– 0
View of fisheries observers on flag state compliance incidents	1.0	1.0	– 0
Views of MCS practitioners on flag state compliance incidents	1.0	1.0	– 0

Flag score by response 1.89 ▲ 0.09

Accepted FAO Compliance Agreement	5.0	5.0	– 0
Registered vessels with foreign or unknown ownership 	2.0	not available	
Provision of vessel data for inclusion in Global Record	1.0	1.0	– 0
Compliance with RFMO flag state obligations	2.0	not applicable	
Flag State is contracting party or cooperating non-contracting party to all relevant RFMOs	1.0	1.0	– 0

 Indicator 'Authorised vessel data provided to FAO HSVAR' used in 2019 has now changed to 'Registered vessels with foreign or unknown ownership'.

Port score 2.78 ▲ 0.11

Port score by vulnerability 4.00 – 0

Related Indicators	2021	2019	2019-2021 change
Number of fishing ports	3.0	3.0	– 0
Port visits by foreign fishing or carrier vessels	5.0	5.0	– 0

Port score by prevalence 1.00 – 0

Views of MCS practitioners on port compliance incidents	1.0	1.0	– 0
View of fisheries observers on port compliance incidents	1.0	1.0	– 0



Port score by response 3.50 ▼ 1.50

Related Indicators	2021	2019	2019-2021 change
Party to the PSMA	5.0	5.0	— 0
Designated ports specified for entry by foreign vessels	5.0	not applicable	
Compliance with RFMO port state obligations	1.0	not applicable	

General score 2.46 ▼ 0.08

General score by vulnerability 2.67 — 0

Related Indicators	2021	2019	2019-2021 change
Trade balance for fisheries products	3.0	3.0	— 0
Share of global imports	1.0	1.0	— 0
Perception of levels of corruption	4.0	4.0	— 0
Gross national income per capita	3.0	3.0	— 0
Volume of catches	1.0	1.0	— 0

General score by prevalence 1.00 — 0

Carded' under the EU IUU Regulation	1.0	1.0	— 0
Identified' by NOAA for IUU fishing	1.0	1.0	— 0
Mentions of IUU fishing in media reports	1.0	1.0	— 0

General score by response 3.50 ▼ 0.25

Mandatory vessel tracking for commercial seagoing fleet	not available	not available	
Demand for MSC products	5.0	5.0	— 0
Ratification/accesion of UNCLOS Convention	5.0	5.0	— 0
Ratification/accesion of UNFSA	5.0	5.0	— 0
Mentions in media reports to combatting IUU fishing	3.0	4.0	▼ 1.0
Have a NPOA-IUU	not available	not available	
Market State is contracting party or cooperating non-contracting party to relevant RFMOs	1.0	1.0	— 0

* indicates that scores from the 2019 version of the Index have been used due to 2021 data not being available