

2021 Country profile

# China

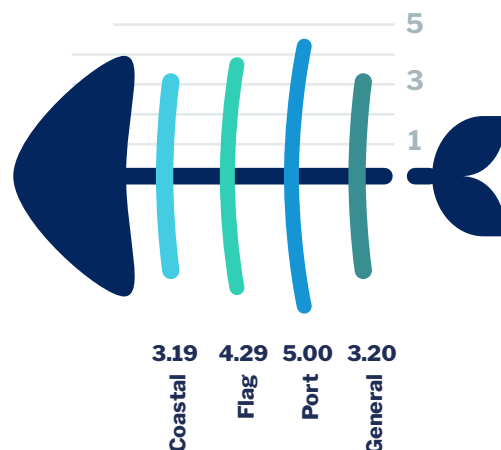
**World ranking**  
1 of 152 countries

**Asia ranking**  
1 of 20 countries

**Western Pacific ranking**  
1 of 29 countries


2021 IUU Score

**3.86**

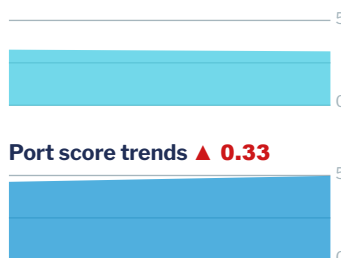


**IUU score trends**

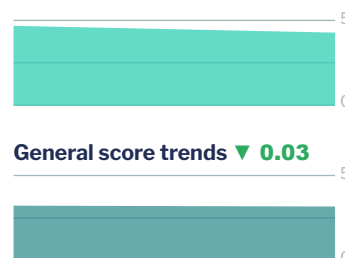
2019 - 2021 change ▼ **0.07**



**Coastal score trends ▼ 0.13**




**Flag score trends ▼ 0.40**



**Port score trends ▲ 0.33**



**General score trends ▼ 0.03**



Note: Higher scores, and ranks closer to 1, indicate worse/poor performance. Green or red arrows show change in 2021 compared to 2019.

## Coastal score

**3.19**

▼ **0.13**

## Coastal score by vulnerability

**4.83**

– 0

Related Indicators	2021	2019	2019-2021 change
Size of EEZ	<b>5.0</b>	5.0	– 0
Agreement over all maritime boundaries	<b>5.0</b>	5.0	– 0
Dependency on fish for protein	<b>4.0</b>	4.0	– 0
Authorise foreign vessels to operate in EEZ	<b>5.0*</b>	5.0	– 0

\* indicates that scores from the 2019 version of the Index have been used due to 2021 data not being available

## Coastal score by prevalence

**3.40**

▼ **0.40**

Related Indicators	2021	2019	2019-2021 change
Has MSC-certified fisheries	<b>4.0</b>	2.0	▲ <b>2.0</b>
Views of MCS practitioners on coastal compliance incidents	<b>3.0</b>	5.0	▼ <b>2.0</b>

## Coastal score by response

**1.00**

– 0

Related Indicators	2021	2019	2019-2021 change
Coastal State is contracting party or cooperating non-contracting party to all relevant RFMOs	<b>1.0</b>	1.0	– 0
Operate a national VMS/FMC centre	<b>1.0*</b>	1.0	– 0

\* indicates that scores from the 2019 version of the Index have been used due to 2021 data not being available

**Flag score** **4.29** ▼ **0.40**

**Flag score by vulnerability** **5.00** – 0

Related Indicators	2021	2019	2019-2021 change
Distant water vessels on RFMO RAVs	<b>5.0</b>	<b>5.0</b>	– 0
Distant water vessels under several RFMOs	<b>5.0</b>	<b>5.0</b>	– 0

**Flag score by prevalence** **5.00** – 0

Vessels on IUU lists	<b>5.0</b>	<b>5.0</b>	– 0
View of fisheries observers on flag state compliance incidents	<b>5.0</b>	<b>5.0</b>	– 0
Views of MCS practitioners on flag state compliance incidents	<b>5.0</b>	<b>5.0</b>	– 0

**Flag score by response** **3.11** ▼ **1.01**

Accepted FAO Compliance Agreement	<b>5.0</b>	<b>5.0</b>	– 0
Registered vessels with foreign or unknown ownership 	<b>2.0</b>	not available	
Provision of vessel data for inclusion in Global Record	<b>1.0</b>	<b>5.0</b>	▼ <b>4.0</b>
Compliance with RFMO flag state obligations	<b>5.0</b>	<b>4.0</b>	▲ <b>1.0</b>
Flag State is contracting party or cooperating non-contracting party to all relevant RFMOs	<b>2.0</b>	<b>3.0</b>	▼ <b>1.0</b>

 Indicator 'Authorised vessel data provided to FAO HSVAR' used in 2019 has now changed to 'Registered vessels with foreign or unknown ownership'.

**Port score** **5.00** ▲ **0.33**

**Port score by vulnerability** **5.00** – 0

Related Indicators	2021	2019	2019-2021 change
Number of fishing ports	<b>5.0</b>	<b>5.0</b>	– 0
Port visits by foreign fishing or carrier vessels	<b>5.0</b>	<b>5.0</b>	– 0

**Port score by prevalence** **5.00** – 0

Views of MCS practitioners on port compliance incidents	<b>5.0</b>	<b>5.0</b>	– 0
View of fisheries observers on port compliance incidents	<b>5.0</b>	<b>5.0</b>	– 0

## Port score by response 5.00 ▲ 0.75

Related Indicators	2021	2019	2019-2021 change
Party to the PSMA	5.0	5.0	— 0
Designated ports specified for entry by foreign vessels	5.0	5.0	— 0
Compliance with RFMO port state obligations	5.0	3.0	▲ 2.0

## General score 3.20 ▼ 0.03

### General score by vulnerability 3.22 ▼ 0.33

Related Indicators	2021	2019	2019-2021 change
Trade balance for fisheries products	1.0	2.0	▼ 1.0
Share of global imports	5.0	5.0	— 0
Perception of levels of corruption	3.0	3.0	— 0
Gross national income per capita	2.0	3.0	▼ 1.0
Volume of catches	5.0	5.0	— 0

### General score by prevalence 3.00 ▲ 0.29

Carded' under the EU IUU Regulation	1.0	1.0	— 0
Identified' by NOAA for IUU fishing	2.0	1.0	▲ 1.0
Mentions of IUU fishing in media reports	5.0	5.0	— 0

### General score by response 3.29 — 0

Mandatory vessel tracking for commercial seagoing fleet	1.0*	1.0	— 0
Demand for MSC products	4.0	4.0	— 0
Ratification/accession of UNCLOS Convention	1.0	1.0	— 0
Ratification/accession of UNFSA	5.0	5.0	— 0
Mentions in media reports to combatting IUU fishing	2.0	2.0	— 0
Have a NPOA-IUU	5.0*	5.0	— 0
Market State is contracting party or cooperating non-contracting party to relevant RFMOs	5.0	5.0	— 0

\* indicates that scores from the 2019 version of the Index have been used due to 2021 data not being available