

2021 Country profile

Chile


World ranking
128 of 152 countries ▼ 1

South America ranking
10 of 10 countries ▼ 1

Eastern Pacific ranking
12 of 13 countries ▼ 1

2021
IUU
Score

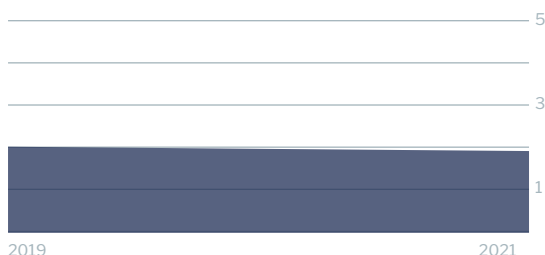
1.91



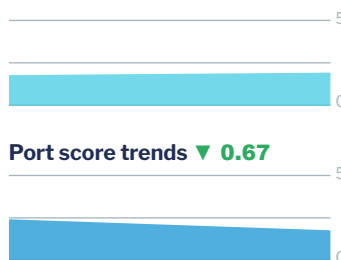
1.94 Coastal
1.83 Flag
1.78 Port
2.03 General

IUU score trends

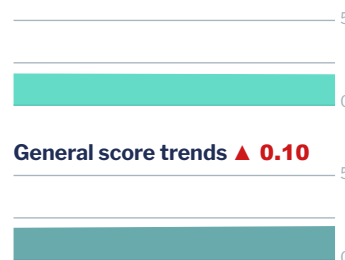
2019 - 2021 change ▼ 0.10



Coastal score trends ▲ 0.15




Flag score trends ▼ 0.08



Port score trends ▼ 0.67



General score trends ▲ 0.10



Note: Higher scores, and ranks closer to 1, indicate worse/poor performance. Green or red arrows show change in 2021 compared to 2019.

Coastal score **1.94** ▲ 0.15

Coastal score by vulnerability **2.50** ▼ 0.75

Related Indicators	2021	2019	2019-2021 change
Size of EEZ	5.0	5.0	— 0
Agreement over all maritime boundaries	1.0	1.0	— 0
Dependency on fish for protein	2.0	2.0	— 0
Authorise foreign vessels to operate in EEZ	1.0	not available	

Coastal score by prevalence **1.40** — 0

Has MSC-certified fisheries	2.0	2.0	— 0
Views of MCS practitioners on coastal compliance incidents	1.0	1.0	— 0

Coastal score by response **1.80** ▲ 0.80

Coastal State is contracting party or cooperating non-contracting party to all relevant RFMOs	3.0	1.0	▲ 2.0
Operate a national VMS/FMC centre	1.0	1.0	— 0

Flag score 1.83 ▼ 0.08

Flag score by vulnerability 4.00 – 0

Related Indicators	2021	2019	2019-2021 change
Distant water vessels on RFMO RAVs	5.0	5.0	– 0
Distant water vessels under several RFMOs	3.0	3.0	– 0

Flag score by prevalence 1.00 – 0

Vessels on IUU lists	1.0	1.0	– 0
View of fisheries observers on flag state compliance incidents	1.0	1.0	– 0
Views of MCS practitioners on flag state compliance incidents	1.0	1.0	– 0

Flag score by response 1.22 ▼ 0.22

Accepted FAO Compliance Agreement	1.0	1.0	– 0
Registered vessels with foreign or unknown ownership 	3.0	5.0	▼ 2.0
Provision of vessel data for inclusion in Global Record	1.0	1.0	– 0
Compliance with RFMO flag state obligations	1.0	1.0	– 0
Flag State is contracting party or cooperating non-contracting party to all relevant RFMOs	1.0	1.0	– 0

 Indicator 'Authorised vessel data provided to FAO HSVAR' used in 2019 has now changed to 'Registered vessels with foreign or unknown ownership'.

Port score 1.78 ▼ 0.67

Port score by vulnerability 4.50 – 0

Related Indicators	2021	2019	2019-2021 change
Number of fishing ports	4.0	4.0	– 0
Port visits by foreign fishing or carrier vessels	5.0	5.0	– 0

Port score by prevalence 1.00 ▼ 0.50

Views of MCS practitioners on port compliance incidents	1.0	2.0	▼ 1.0
View of fisheries observers on port compliance incidents	1.0	1.0	– 0

Port score by response 1.00 ▼ 1.13

Related Indicators	2021	2019	2019-2021 change
Party to the PSMA	1.0	1.0	— 0
Designated ports specified for entry by foreign vessels	1.0	1.0	— 0
Compliance with RFMO port state obligations	1.0	4.0	▼ 3.0

General score 2.03 ▲ 0.10

General score by vulnerability 2.89 ▲ 0.44

Related Indicators	2021	2019	2019-2021 change
Trade balance for fisheries products	5.0	5.0	— 0
Share of global imports	1.0	1.0	— 0
Perception of levels of corruption	2.0	2.0	— 0
Gross national income per capita	2.0	2.0	— 0
Volume of catches	5.0	3.0	▲ 2.0

General score by prevalence 1.86 ▲ 0.43

Carded' under the EU IUU Regulation	1.0	1.0	— 0
Identified' by NOAA for IUU fishing	1.0	1.0	— 0
Mentions of IUU fishing in media reports	3.0	2.0	▲ 1.0

General score by response 1.57 ▼ 0.29

Mandatory vessel tracking for commercial seagoing fleet	1.0	1.0	— 0
Demand for MSC products	5.0	5.0	— 0
Ratification/accesion of UNCLOS Convention	1.0	1.0	— 0
Ratification/accesion of UNFSA	1.0	1.0	— 0
Mentions in media reports to combatting IUU fishing	1.0	3.0	▼ 2.0
Have a NPOA-IUU	1.0	1.0	— 0
Market State is contracting party or cooperating non-contracting party to relevant RFMOs	1.0	1.0	— 0