

2025 Country profile

Venezuela


World ranking
12 of 152 countries ▲ 3

South America ranking
1 of 10 countries

West Atlantic ranking
1 of 29 countries ▲ 1

2025
IUU
Score

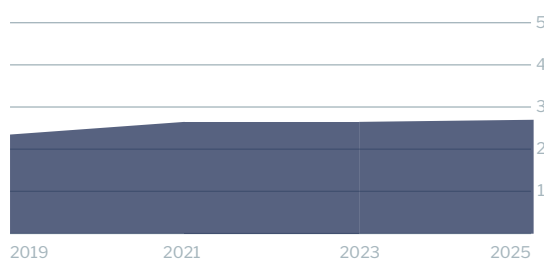
2.72



2.38 2.46 3.22 2.80
Coastal Flag Port General

IUU score trends

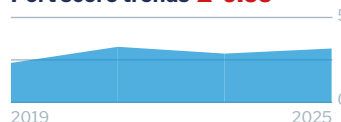
2023 - 2025 change ▲ 0.06



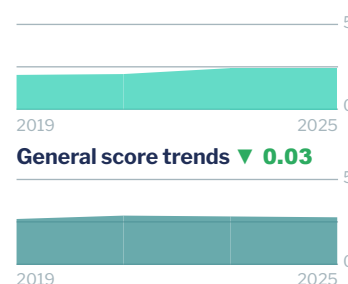
Coastal score trends — 0




Port score trends ▲ 0.33



Flag score trends — 0



General score trends ▼ 0.03



Note: Higher scores closer to 5, and ranks closer to 1, indicate worse/poor performance. Green or red arrows show change in 2025 compared to 2023

Coastal score **2.38** — 0

Coastal score by vulnerability **2.83** — 0

Related Indicators

	2025	2023	2023-2025 change	2021
Size of EEZ	4.0	4.0	— 0	4.0
Agreement over all maritime boundaries	5.0*	5.0	— 0	5.0
Dependency on fish for protein	2.0	2.0	— 0	1.0
Authorise foreign vessels to operate in EEZ	1.0*	1.0	— 0	not available

* indicates that scores from an older version of the Index have been used due to 2025 data not being available.

Coastal score by prevalence **3.20** — 0

Has MSC-certified fisheries	5.0	5.0	— 0	5.0
Views of MCS practitioners on coastal compliance incidents	2.0	2.0	— 0	1.0

Coastal score by response **1.00** — 0

Coastal State is contracting party or cooperating non-contracting party to all relevant RFMOs	1.0	1.0	— 0	1.0
Operate a national VMS/FMC centre	1.0*	1.0	— 0	1.0

* indicates that scores from an older version of the Index have been used due to 2025 data not being available.


Flag score **2.46** — 0


Flag score by vulnerability **3.00** — 0

Related Indicators	2025	2023	2023-2025 change	2021
Distant water vessels on RFMO RAVs	4.0	4.0	— 0	3.0
Distant water vessels under several RFMOs	2.0	2.0	— 0	2.0

Flag score by prevalence **1.33** — 0

Vessels on IUU lists	1.0	1.0	— 0	1.0
View of fisheries observers on flag state compliance incidents	1.0	1.0	— 0	1.0
Views of MCS practitioners on flag state compliance incidents	2.0	2.0	— 0	1.0

Flag score by response **3.22** — 0

Accepted FAO Compliance Agreement	5.0	5.0	— 0	5.0
Registered vessels with foreign or unknown ownership 	3.0	3.0	— 0	3.0
Provision of vessel data for inclusion in Global Record	5.0	5.0	— 0	5.0
Compliance with RFMO flag state obligations	3.0	3.0	— 0	2.0
Flag State is contracting party or cooperating non-contracting party to all relevant RFMOs	1.0	1.0	— 0	1.0

 Indicator “Authorised vessel data provided to FAO HSVAR” used in 2019 was changed to “Registered vessels with foreign or unknown ownership” from 2021.

Port score **3.22** ▲ 0.33

Port score by vulnerability **4.50** — 0

Related Indicators	2025	2023	2023-2025 change	2021
Number of fishing ports	4.0*	4.0	— 0	3.0
Port visits by foreign fishing or carrier vessels	5.0*	5.0	— 0	5.0

Port score by prevalence **1.00** — 0

Views of MCS practitioners on port compliance incidents	1.0	1.0	— 0	1.0
View of fisheries observers on port compliance incidents	1.0	1.0	— 0	1.0

* Indicates that scores from an older version of the Index have been used due to 2025 data not being available.

**Port score by response** **4.25** **▲ 0.75**

Related Indicators

Party to the PSMA

2025

5.0

2023

5.0

2023-2025
change

— 0

2021

5.0

Designated ports specified for entry by foreign vessels

5.0*

5.0

— 0

5.0

Compliance with RFMO port state obligations

3.0

1.0

▲ 2.0

4.0

* indicates that scores from an older version of the Index have been used due to 2025 data not being available.

General score **2.80** **▼ 0.03****General score by vulnerability** **3.00** **▼ 0.11**

Related Indicators

Trade balance for fisheries products

2025

3.0

2023

4.0

2019-2021
change

▼ 1.0

2021

3.0

Share of global imports

1.0

1.0

— 0

1.0

Perception of levels of corruption

5.0

5.0

— 0

5.0

Gross national income per capita

3.0

3.0

— 0

3.0

Volume of catches

1.0

1.0

— 0

1.0

General score by prevalence **1.00** **— 0**

Carded' under the EU IUU Regulation

1.0

1.0

— 0

1.0

Identified' by NOAA for IUU fishing

1.0

1.0

— 0

1.0

Mentions of IUU fishing in media reports

1.0

1.0

— 0

2.0

General score by response **3.57** **— 0**

Mandatory vessel tracking for commercial seagoing fleet

1.0*

1.0

— 0

not
available

Demand for MSC products

5.0

5.0

— 0

5.0

Ratification/accession of UNCLOS Convention

5.0

5.0

— 0

5.0

Ratification/accession of UNFSA

5.0

5.0

— 0

5.0

Mentions in media reports to combatting IUU fishing

5.0

5.0

— 0

5.0

Have a NPOA-IUU

5.0*

5.0

— 0

not
available

Market State is contracting party or cooperating non-contracting party to relevant RFMOs

1.0

1.0

— 0

1.0

* indicates that scores from an older version of the Index have been used due to 2025 data not being available.