



2025 Country profile

Syria

World ranking

89 of 152 countries ▲ 9

Middle East ranking


13 of 15 countries ▼ 2

Mediterranean & Black Sea ranking

14 of 26 countries ▲ 1

2025
IUU
Score

2.20

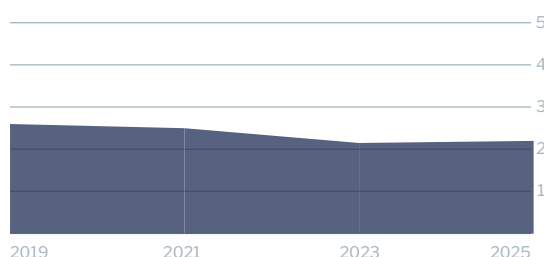


1.50 1.83 1.57 3.00

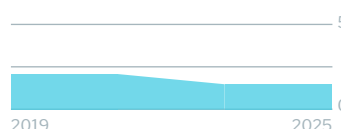
Coastal Flag Port General

IUU score trends

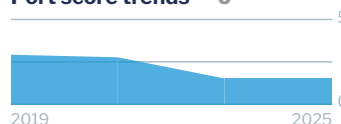
2023 - 2025 change ▲ 0.04



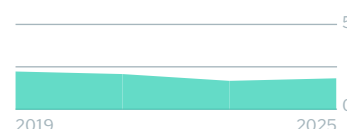
Coastal score trends — 0




Port score trends — 0



Flag score trends ▲ 0.12



General score trends — 0



Note: Higher scores closer to 5, and ranks closer to 1, indicate worse/poor performance. Green or red arrows show change in 2025 compared to 2023

Coastal score

1.50

— 0

Coastal score by vulnerability

1.00

— 0

Related Indicators

	2025	2023	2023-2025 change	2021
Size of EEZ	1.0	1.0	— 0	1.0
Agreement over all maritime boundaries	1.0*	1.0	— 0	5.0
Dependency on fish for protein	1.0	1.0	— 0	1.0
Authorise foreign vessels to operate in EEZ	1.0*	1.0	— 0	not available

* indicates that scores from an older version of the Index have been used due to 2025 data not being available.

Coastal score by prevalence

2.60

— 0

Has MSC-certified fisheries

5.0

5.0

— 0

5.0

Views of MCS practitioners on coastal compliance incidents

1.0

1.0

— 0

1.0

Coastal score by response

1.00

— 0

Coastal State is contracting party or cooperating non-contracting party to all relevant RFMOs

1.0

1.0

— 0

1.0

Operate a national VMS/FMC centre

1.0*

1.0

— 0

not
available

* indicates that scores from an older version of the Index have been used due to 2025 data not being available.



Flag score **1.83** ▲ **0.12**
Flag score by vulnerability **1.00** — 0

Related Indicators	2025	2023	2023-2025 change	2021
Distant water vessels on RFMO RAVs	1.0	1.0	— 0	2.0
Distant water vessels under several RFMOs	1.0	1.0	— 0	2.0

Flag score by prevalence **1.00** — 0

Vessels on IUU lists	1.0	1.0	— 0	1.0
View of fisheries observers on flag state compliance incidents	1.0	1.0	— 0	1.0
Views of MCS practitioners on flag state compliance incidents	1.0	1.0	— 0	1.0

Flag score by response **3.22** ▲ **0.33**

Accepted FAO Compliance Agreement	1.0	1.0	— 0	1.0
Registered vessels with foreign or unknown ownership 	1.0	1.0	— 0	1.0
Provision of vessel data for inclusion in Global Record	5.0	5.0	— 0	5.0
Compliance with RFMO flag state obligations	5.0	4.0	▲ 1.0	5.0
Flag State is contracting party or cooperating non-contracting party to all relevant RFMOs	1.0	1.0	— 0	1.0

 Indicator “Authorised vessel data provided to FAO HSVAR” used in 2019 was changed to “Registered vessels with foreign or unknown ownership” from 2021.

Port score **1.57** — 0

Port score by vulnerability **2.00** — 0

Related Indicators	2025	2023	2023-2025 change	2021
Number of fishing ports	3.0*	3.0	— 0	3.0
Port visits by foreign fishing or carrier vessels	1.0*	1.0	— 0	5.0

Port score by prevalence **-**

Views of MCS practitioners on port compliance incidents	not available	not applicable		1.0
View of fisheries observers on port compliance incidents	not available	not applicable		1.0

* Indicates that scores from an older version of the Index have been used due to 2025 data not being available.



Port score by response 1.00 – 0

Related Indicators

Party to the PSMA

2025

not available

2023

not applicable

2023-2025
change

2021

5.0

Designated ports specified for entry by foreign vessels

not available

not applicable

5.0

Compliance with RFMO port state obligations

1.0

1.0

– 0

1.0

General score 3.00 – 0

General score by vulnerability 3.67 – 0

Related Indicators

Trade balance for fisheries products

2025

5.0

2023

5.0

2019-2021
change

– 0

2021

5.0

Share of global imports

1.0

1.0

– 0

1.0

Perception of levels of corruption

5.0

5.0

– 0

5.0

Gross national income per capita

5.0

5.0

– 0

4.0

Volume of catches

1.0

1.0

– 0

1.0

General score by prevalence 1.00 – 0

Carded' under the EU IUU Regulation

1.0

1.0

– 0

1.0

Identified' by NOAA for IUU fishing

1.0

1.0

– 0

1.0

Mentions of IUU fishing in media reports

1.0

1.0

– 0

1.0

General score by response 3.57 – 0

Mandatory vessel tracking for commercial seagoing fleet

5.0*

5.0

– 0

not available

Demand for MSC products

5.0

5.0

– 0

5.0

Ratification/accession of UNCLOS Convention

5.0

5.0

– 0

5.0

Ratification/accession of UNFSA

5.0

5.0

– 0

5.0

Mentions in media reports to combatting IUU fishing

5.0

5.0

– 0

5.0

Have a NPOA-IUU

1.0*

1.0

– 0

not available

Market State is contracting party or cooperating non-contracting party to relevant RFMOs

1.0

1.0

– 0

1.0

* Indicates that scores from an older version of the Index have been used due to 2025 data not being available.