



2025 Country profile

Sweden

World ranking

147 of 152 countries ▲ 2

Europe ranking


26 of 31 countries ▲ 2

East Atlantic ranking

39 of 41 countries

2025
IUU
Score

1.76

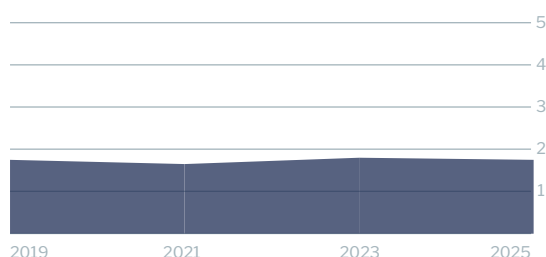


2.06 1.21 1.89 1.97


Coastal Flag Port General

IUU score trends

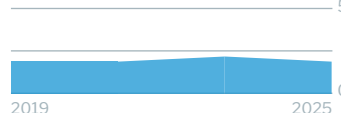
2023 - 2025 change ▼ 0.04



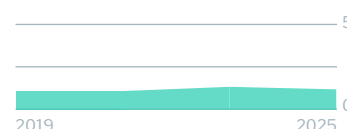
Coastal score trends — 0




Port score trends ▼ 0.33



Flag score trends ▼ 0.12



General score trends ▲ 0.20



Note: Higher scores closer to 5, and ranks closer to 1, indicate worse/poor performance. Green or red arrows show change in 2025 compared to 2023

Coastal score 2.06 — 0

Coastal score by vulnerability 3.50 — 0

Related Indicators

	2025	2023	2023-2025 change	2021
Size of EEZ	3.0	3.0	— 0	3.0
Agreement over all maritime boundaries	1.0	1.0	— 0	1.0
Dependency on fish for protein	4.0	4.0	— 0	4.0
Authorise foreign vessels to operate in EEZ	5.0	5.0	— 0	5.0

Coastal score by prevalence 1.40 — 0

Has MSC-certified fisheries	2.0	2.0	— 0	2.0
Views of MCS practitioners on coastal compliance incidents	1.0	1.0	— 0	1.0

Coastal score by response 1.00 — 0

Coastal State is contracting party or cooperating non-contracting party to all relevant RFMOs	1.0	1.0	— 0	1.0
Operate a national VMS/FMC centre	1.0	1.0	— 0	1.0



Flag score **1.21** ▼ **0.12**
Flag score by vulnerability **1.50** — 0

Related Indicators	2025	2023	2023-2025 change	2021
Distant water vessels on RFMO RAVs	2.0	2.0	— 0	1.0
Distant water vessels under several RFMOs	1.0	1.0	— 0	1.0

Flag score by prevalence **1.00** — 0

Vessels on IUU lists	1.0	1.0	— 0	1.0
View of fisheries observers on flag state compliance incidents	1.0	1.0	— 0	1.0
Views of MCS practitioners on flag state compliance incidents	1.0	1.0	— 0	1.0

Flag score by response **1.22** ▼ **0.34**

Accepted FAO Compliance Agreement	1.0	1.0	— 0	1.0
Registered vessels with foreign or unknown ownership 	3.0	3.0	— 0	3.0
Provision of vessel data for inclusion in Global Record	1.0	1.0	— 0	1.0
Compliance with RFMO flag state obligations	1.0	2.0	▼ 1.0	1.0
Flag State is contracting party or cooperating non-contracting party to all relevant RFMOs	1.0	1.0	— 0	1.0

 Indicator "Authorised vessel data provided to FAO HSVAR" used in 2019 was changed to "Registered vessels with foreign or unknown ownership" from 2021.

Port score **1.89** ▼ **0.33**
Port score by vulnerability **5.00** — 0

Related Indicators	2025	2023	2023-2025 change	2021
Number of fishing ports	5.0	5.0	— 0	5.0
Port visits by foreign fishing or carrier vessels	5.0	5.0	— 0	5.0

Port score by prevalence **1.00** — 0

Views of MCS practitioners on port compliance incidents	1.0	1.0	— 0	1.0
View of fisheries observers on port compliance incidents	1.0	1.0	— 0	1.0


Port score by response **1.00** ▼ **0.75**

Related Indicators

	2025	2023	2023-2025 change	2021
Party to the PSMA	1.0	1.0	— 0	1.0
Designated ports specified for entry by foreign vessels	1.0	1.0	— 0	1.0
Compliance with RFMO port state obligations	1.0	3.0	▼ 2.0	1.0

General score **1.97** ▲ **0.20**
General score by vulnerability **1.67** ▲ **0.34**

Related Indicators

	2025	2023	2019-2021 change	2021
Trade balance for fisheries products	1.0	1.0	— 0	1.0
Share of global imports	4.0	4.0	— 0	4.0
Perception of levels of corruption	2.0	1.0	▲ 1.0	1.0
Gross national income per capita	1.0	1.0	— 0	1.0
Volume of catches	1.0	1.0	— 0	1.0

General score by prevalence **1.43** ▲ **0.43**

Carded' under the EU IUU Regulation	1.0	1.0	— 0	1.0
Identified' by NOAA for IUU fishing	1.0	1.0	— 0	1.0
Mentions of IUU fishing in media reports	2.0	1.0	▲ 1.0	1.0

General score by response **2.43** — 0

Mandatory vessel tracking for commercial seagoing fleet	1.0	1.0	— 0	1.0
Demand for MSC products	1.0	1.0	— 0	1.0
Ratification/accession of UNCLOS Convention	1.0	1.0	— 0	1.0
Ratification/accession of UNFSA	1.0	1.0	— 0	1.0
Mentions in media reports to combatting IUU fishing	5.0	5.0	— 0	5.0
Have a NPOA-IUU	5.0	5.0	— 0	5.0
Market State is contracting party or cooperating non-contracting party to relevant RFMOs	1.0	1.0	— 0	1.0