



## 2025 Country profile

# Slovenia

## World ranking

124 of 152 countries ▲ 19

## Europe ranking


15 of 31 countries ▲ 10

## Mediterranean &amp; Black Sea ranking

21 of 26 countries ▲ 3

2025  
IUU  
Score

2.03

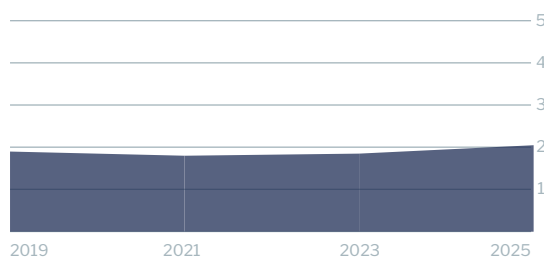


2.06 1.61 2.67 1.97

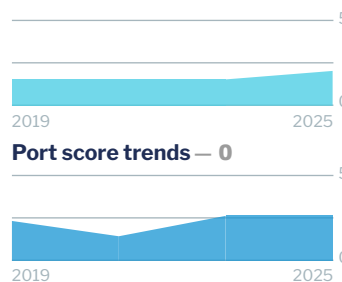
Coastal Flag Port General

## IUU score trends

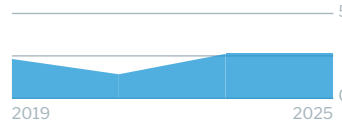
2023 - 2025 change ▲ 0.17



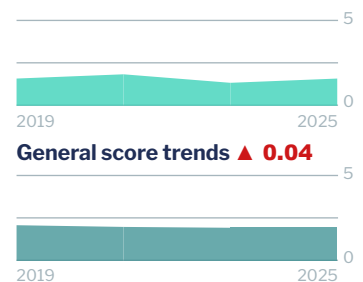
## Coastal score trends ▲ 0.50



## Port score trends — 0



## Flag score trends ▲ 0.26



## General score trends ▲ 0.04



Note: Higher scores closer to 5, and ranks closer to 1, indicate worse/poor performance. Green or red arrows show change in 2025 compared to 2023

## Coastal score

2.06

▲ 0.50

### Coastal score by vulnerability

2.50

▲ 1.33

## Related Indicators

	2025	2023	2023-2025 change	2021
Size of EEZ	1.0	1.0	— 0	1.0
Agreement over all maritime boundaries	1.0	1.0	— 0	1.0
Dependency on fish for protein	2.0	2.0	— 0	2.0
Authorise foreign vessels to operate in EEZ	5.0	1.0	▲ 4.0	1.0

### Coastal score by prevalence

2.60

— 0

Has MSC-certified fisheries	5.0	5.0	— 0	5.0
Views of MCS practitioners on coastal compliance incidents	1.0	1.0	— 0	1.0

### Coastal score by response

1.00

— 0

Coastal State is contracting party or cooperating non-contracting party to all relevant RFMOs	1.0	1.0	— 0	1.0
Operate a national VMS/FMC centre	1.0	1.0	— 0	1.0

**Flag score** **1.61** ▲ **0.26**


**Flag score by vulnerability** **2.00** ▲ **1.00**


Related Indicators	2025	2023	2023-2025 change	2021
Distant water vessels on RFMO RAVs	2.0	1.0	▲ 1.0	4.0
Distant water vessels under several RFMOs	2.0	1.0	▲ 1.0	2.0

**Flag score by prevalence** **1.00** – 0

Vessels on IUU lists	1.0	1.0	– 0	1.0
View of fisheries observers on flag state compliance incidents	1.0	1.0	– 0	1.0
Views of MCS practitioners on flag state compliance incidents	1.0	1.0	– 0	1.0

**Flag score by response** **2.00** – 0

Accepted FAO Compliance Agreement	1.0	1.0	– 0	1.0
Registered vessels with foreign or unknown ownership 	not available	not available		not available
Provision of vessel data for inclusion in Global Record	5.0	5.0	– 0	5.0
Compliance with RFMO flag state obligations	1.0	1.0	– 0	1.0
Flag State is contracting party or cooperating non-contracting party to all relevant RFMOs	1.0	1.0	– 0	1.0

 Indicator “Authorised vessel data provided to FAO HSVAR” used in 2019 was changed to “Registered vessels with foreign or unknown ownership” from 2021.

**Port score** **2.67** – 0

**Port score by vulnerability** **4.00** – 0

Related Indicators	2025	2023	2023-2025 change	2021
Number of fishing ports	3.0	3.0	– 0	3.0
Port visits by foreign fishing or carrier vessels	5.0	5.0	– 0	1.0

**Port score by prevalence** **1.00** – 0

Views of MCS practitioners on port compliance incidents	1.0	1.0	– 0	not applicable
View of fisheries observers on port compliance incidents	1.0	1.0	– 0	not applicable


**Port score by response** **3.25** — 0

Related Indicators	2025	2023	2023-2025 change	2021
Party to the PSMA	1.0	1.0	— 0	1.0
Designated ports specified for entry by foreign vessels	5.0	5.0	— 0	not applicable
Compliance with RFMO port state obligations	3.0	3.0	— 0	1.0

**General score** **1.97** ▲ 0.04

**General score by vulnerability** **1.78** ▼ 0.11

Related Indicators	2025	2023	2019-2021 change	2021
Trade balance for fisheries products	2.0	3.0	▼ 1.0	3.0
Share of global imports	1.0	1.0	— 0	1.0
Perception of levels of corruption	3.0	3.0	— 0	3.0
Gross national income per capita	1.0	1.0	— 0	1.0
Volume of catches	1.0	1.0	— 0	1.0

**General score by prevalence** **1.00** — 0

Carded' under the EU IUU Regulation	1.0	1.0	— 0	1.0
Identified' by NOAA for IUU fishing	1.0	1.0	— 0	1.0
Mentions of IUU fishing in media reports	1.0	1.0	— 0	1.0

**General score by response** **2.57** ▲ 0.14

Mandatory vessel tracking for commercial seagoing fleet	1.0	1.0	— 0	1.0
Demand for MSC products	2.0	1.0	▲ 1.0	2.0
Ratification/accession of UNCLOS Convention	1.0	1.0	— 0	1.0
Ratification/accession of UNFSA	1.0	1.0	— 0	1.0
Mentions in media reports to combatting IUU fishing	5.0	5.0	— 0	5.0
Have a NPOA-IUU	5.0	5.0	— 0	5.0
Market State is contracting party or cooperating non-contracting party to relevant RFMOs	1.0	1.0	— 0	1.0