



## 2025 Country profile

## Saudi Arabia

## World ranking

109 of 152 countries ▲ 29

## Middle East ranking


14 of 15 countries ▲ 1

## West Indian Ocean ranking

23 of 24 countries ▲ 1

2025  
IUU  
Score

2.08

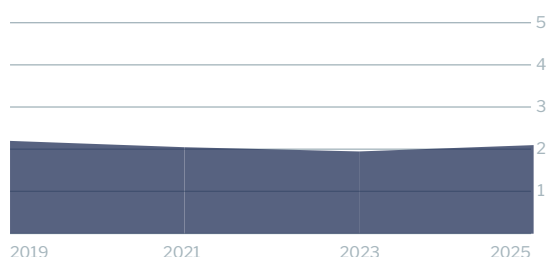


2.81 1.50 2.33 1.93

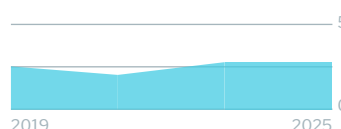
Coastal Flag Port General

## IUU score trends

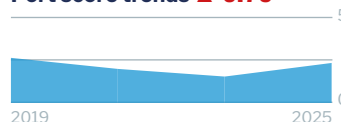
2023 - 2025 change ▲ 0.15



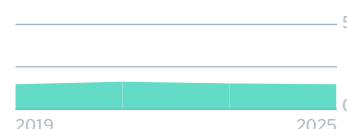
## Coastal score trends — 0



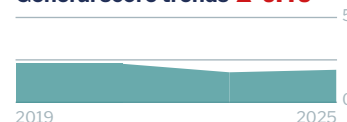
Port score trends ▲ 0.76



## Flag score trends ▼ 0.05



General score trends ▲ 0.13



Note: Higher scores closer to 5, and ranks closer to 1, indicate worse/poor performance. Green or red arrows show change in 2025 compared to 2023

## Coastal score

2.81

— 0

## Coastal score by vulnerability

1.83

— 0

## Related Indicators

	2025	2023	2023-2025 change	2021
Size of EEZ	3.0	3.0	— 0	3.0
Agreement over all maritime boundaries	1.0	1.0	— 0	5.0
Dependency on fish for protein	2.0	2.0	— 0	2.0
Authorise foreign vessels to operate in EEZ	1.0	1.0	— 0	1.0

## Coastal score by prevalence

2.60

— 0

Has MSC-certified fisheries	5.0	5.0	— 0	5.0
Views of MCS practitioners on coastal compliance incidents	1.0	1.0	— 0	1.0

## Coastal score by response

4.20

— 0

Coastal State is contracting party or cooperating non-contracting party to all relevant RFMOs	3.0	3.0	— 0	1.0
Operate a national VMS/FMC centre	5.0	5.0	— 0	1.0


**Flag score** **1.50** ▼ **0.05**
**Flag score by vulnerability** **1.00** — 0

Related Indicators	2025	2023	2023-2025 change	2021
Distant water vessels on RFMO RAVs	1.0	1.0	— 0	1.0
Distant water vessels under several RFMOs	not available	not applicable		not applicable

**Flag score by prevalence** **1.00** — 0

Vessels on IUU lists	1.0	1.0	— 0	1.0
View of fisheries observers on flag state compliance incidents	1.0	1.0	— 0	1.0
Views of MCS practitioners on flag state compliance incidents	1.0	1.0	— 0	1.0

**Flag score by response** **2.25** ▼ **0.13**

Accepted FAO Compliance Agreement	not available	not applicable		not applicable
Registered vessels with foreign or unknown ownership	3.0	4.0	▼ 1.0	4.0
Provision of vessel data for inclusion in Global Record	5.0	5.0	— 0	5.0
Compliance with RFMO flag state obligations	1.0	1.0	— 0	not applicable
Flag State is contracting party or cooperating non-contracting party to all relevant RFMOs	1.0	1.0	— 0	1.0

Indicator "Authorised vessel data provided to FAO HSVAR" used in 2019 was changed to "Registered vessels with foreign or unknown ownership" from 2021.

**Port score** **2.33** ▲ **0.76**
**Port score by vulnerability** **4.00** ▲ **2.00**

Related Indicators	2025	2023	2023-2025 change	2021
Number of fishing ports	3.0	3.0	— 0	3.0
Port visits by foreign fishing or carrier vessels	5.0	1.0	▲ 4.0	1.0

**Port score by prevalence** **1.00**

Views of MCS practitioners on port compliance incidents	1.0	not applicable		not applicable
View of fisheries observers on port compliance incidents	1.0	not applicable		not applicable


**Port score by response** **2.50** ▲ **1.50**

Related Indicators

	2025	2023	2023-2025 change	2021
Party to the PSMA	<b>1.0</b>	not applicable		not applicable
Designated ports specified for entry by foreign vessels	<b>5.0</b>	not applicable		not applicable
Compliance with RFMO port state obligations	<b>1.0</b>	<b>1.0</b>	— <b>0</b>	not applicable

**General score** **1.93** ▲ **0.13**
**General score by vulnerability** **1.89** — **0**

Related Indicators

	2025	2023	2019-2021 change	2021
Trade balance for fisheries products	<b>3.0</b>	<b>3.0</b>	— <b>0</b>	<b>2.0</b>
Share of global imports	<b>1.0</b>	<b>1.0</b>	— <b>0</b>	<b>1.0</b>
Perception of levels of corruption	<b>3.0</b>	<b>3.0</b>	— <b>0</b>	<b>3.0</b>
Gross national income per capita	<b>1.0</b>	<b>1.0</b>	— <b>0</b>	<b>2.0</b>
Volume of catches	<b>1.0</b>	<b>1.0</b>	— <b>0</b>	<b>1.0</b>

**General score by prevalence** **1.00** — **0**

Carded' under the EU IUU Regulation	<b>1.0</b>	<b>1.0</b>	— <b>0</b>	<b>1.0</b>
Identified' by NOAA for IUU fishing	<b>1.0</b>	<b>1.0</b>	— <b>0</b>	<b>1.0</b>
Mentions of IUU fishing in media reports	<b>1.0</b>	<b>1.0</b>	— <b>0</b>	<b>1.0</b>

**General score by response** **2.43** ▲ **0.29**

Mandatory vessel tracking for commercial seagoing fleet	<b>1.0</b>	<b>1.0</b>	— <b>0</b>	<b>5.0</b>
Demand for MSC products	<b>5.0</b>	<b>5.0</b>	— <b>0</b>	<b>4.0</b>
Ratification/accession of UNCLOS Convention	<b>1.0</b>	<b>1.0</b>	— <b>0</b>	<b>1.0</b>
Ratification/accession of UNFSA	<b>1.0</b>	<b>1.0</b>	— <b>0</b>	<b>5.0</b>
Mentions in media reports to combatting IUU fishing	<b>5.0</b>	<b>5.0</b>	— <b>0</b>	<b>5.0</b>
Have a NPOA-IUU	<b>1.0</b>	<b>1.0</b>	— <b>0</b>	<b>1.0</b>
Market State is contracting party or cooperating non-contracting party to relevant RFMOs	<b>3.0</b>	<b>1.0</b>	▲ <b>2.0</b>	<b>1.0</b>