

2025 Country profile

Samoa


World ranking
84 of 152 countries ▼ 8

Oceania ranking
5 of 15 countries ▲ 2

Western Pacific ranking
19 of 29 countries ▼ 1

2025
IUU
Score

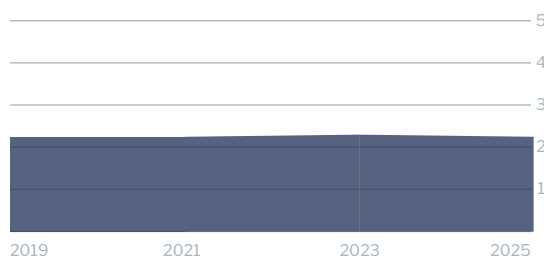
2.25



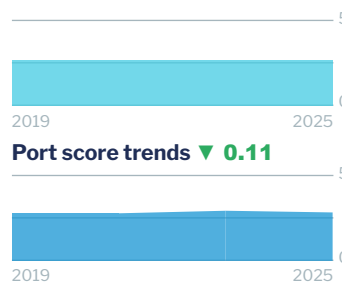
2.63 1.42 2.83 2.22
Coastal Flag Port General

IUU score trends

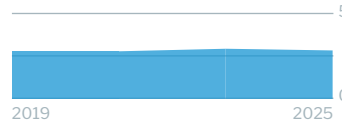
2023 - 2025 change ▼ 0.04



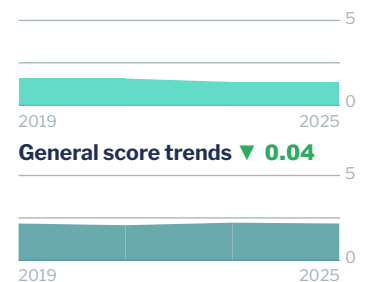
Coastal score trends — 0




Port score trends ▼ 0.11



Flag score trends — 0



General score trends ▼ 0.04



Note: Higher scores closer to 5, and ranks closer to 1, indicate worse/poor performance. Green or red arrows show change in 2025 compared to 2023

Coastal score **2.63** — 0

Coastal score by vulnerability **4.00** — 0

Related Indicators

| | 2025 | 2023 | 2023-2025 change | 2021 |
|---|------------|------|------------------|------|
| Size of EEZ | 2.0 | 2.0 | — 0 | 2.0 |
| Agreement over all maritime boundaries | 5.0 | 5.0 | — 0 | 5.0 |
| Dependency on fish for protein | 5.0 | 5.0 | — 0 | 5.0 |
| Authorise foreign vessels to operate in EEZ | 5.0 | 5.0 | — 0 | 5.0 |

Coastal score by prevalence **2.60** — 0

| | | | | |
|--|------------|-----|-----|-----|
| Has MSC-certified fisheries | 5.0 | 5.0 | — 0 | 5.0 |
| Views of MCS practitioners on coastal compliance incidents | 1.0 | 1.0 | — 0 | 1.0 |

Coastal score by response **1.00** — 0

| | | | | |
|---|------------|-----|-----|-----|
| Coastal State is contracting party or cooperating non-contracting party to all relevant RFMOs | 1.0 | 1.0 | — 0 | 1.0 |
| Operate a national VMS/FMC centre | 1.0 | 1.0 | — 0 | 1.0 |

Flag score

1.42

— 0

Flag score by vulnerability

1.00

— 0

| Related Indicators | 2025 | 2023 | 2023-2025 change | 2021 |
|---|---------------|----------------|------------------|----------------|
| Distant water vessels on RFMO RAVs | 1.0 | 1.0 | — 0 | 1.0 |
| Distant water vessels under several RFMOs | not available | not applicable | | not applicable |

Flag score by prevalence

1.00


— 0


| | | | | |
|--|-----|-----|-----|-----|
| Vessels on IUU lists | 1.0 | 1.0 | — 0 | 1.0 |
| View of fisheries observers on flag state compliance incidents | 1.0 | 1.0 | — 0 | 1.0 |
| Views of MCS practitioners on flag state compliance incidents | 1.0 | 1.0 | — 0 | 1.0 |

Flag score by response

2.14

— 0

| | | | | |
|--|---------------|----------------|-----|----------------|
| Accepted FAO Compliance Agreement | not available | not applicable | | not applicable |
| Registered vessels with foreign or unknown ownership  | not available | not available | | not available |
| Provision of vessel data for inclusion in Global Record | 5.0 | 5.0 | — 0 | 5.0 |
| Compliance with RFMO flag state obligations | 1.0 | 1.0 | — 0 | 2.0 |
| Flag State is contracting party or cooperating non-contracting party to all relevant RFMOs | 1.0 | 1.0 | — 0 | 1.0 |

 Indicator “Authorised vessel data provided to FAO HSVAR” used in 2019 was changed to “Registered vessels with foreign or unknown ownership” from 2021.

Port score

2.83

▼ 0.11

Port score by vulnerability

3.50

▼ 0.50

| Related Indicators | 2025 | 2023 | 2023-2025 change | 2021 |
|---|------|------|------------------|------|
| Number of fishing ports | 2.0 | 3.0 | ▼ 1.0 | 3.0 |
| Port visits by foreign fishing or carrier vessels | 5.0 | 5.0 | — 0 | 5.0 |

Port score by prevalence

1.50

— 0

| | | | | |
|--|-----|-----|-----|-----|
| Views of MCS practitioners on port compliance incidents | 1.0 | 1.0 | — 0 | 1.0 |
| View of fisheries observers on port compliance incidents | 2.0 | 2.0 | — 0 | 1.0 |


Port score by response **3.50** — 0

| Related Indicators | 2025 | 2023 | 2023-2025 change | 2021 |
|---|------|------|------------------|------|
| Party to the PSMA | 5.0 | 5.0 | — 0 | 5.0 |
| Designated ports specified for entry by foreign vessels | 5.0 | 5.0 | — 0 | 5.0 |
| Compliance with RFMO port state obligations | 1.0 | 1.0 | — 0 | 1.0 |

General score **2.22** ▼ 0.04

General score by vulnerability **2.17** ▲ 0.17

| Related Indicators | 2025 | 2023 | 2019-2021 change | 2021 |
|--------------------------------------|---------------|---------------|------------------|---------------|
| Trade balance for fisheries products | 2.0 | 1.0 | ▲ 1.0 | 1.0 |
| Share of global imports | 1.0 | 1.0 | — 0 | 1.0 |
| Perception of levels of corruption | not available | not available | | not available |
| Gross national income per capita | 4.0 | 4.0 | — 0 | 4.0 |
| Volume of catches | 1.0 | 1.0 | — 0 | 1.0 |

General score by prevalence **1.00** — 0

| | | | | |
|--|-----|-----|-----|-----|
| Carded' under the EU IUU Regulation | 1.0 | 1.0 | — 0 | 1.0 |
| Identified' by NOAA for IUU fishing | 1.0 | 1.0 | — 0 | 1.0 |
| Mentions of IUU fishing in media reports | 1.0 | 1.0 | — 0 | 1.0 |

General score by response **2.86** ▼ 0.14

| | | | | |
|--|-----|-----|-------|-----|
| Mandatory vessel tracking for commercial seagoing fleet | 1.0 | 1.0 | — 0 | 1.0 |
| Demand for MSC products | 5.0 | 5.0 | — 0 | 5.0 |
| Ratification/accession of UNCLOS Convention | 1.0 | 1.0 | — 0 | 1.0 |
| Ratification/accession of UNFSA | 1.0 | 1.0 | — 0 | 1.0 |
| Mentions in media reports to combatting IUU fishing | 4.0 | 5.0 | ▼ 1.0 | 3.0 |
| Have a NPOA-IUU | 5.0 | 5.0 | — 0 | 5.0 |
| Market State is contracting party or cooperating non-contracting party to relevant RFMOs | 1.0 | 1.0 | — 0 | 1.0 |