

2025 Country profile

Romania


World ranking
152 of 152 countries

Europe ranking
31 of 31 countries

Mediterranean & Black Sea ranking
26 of 26 countries

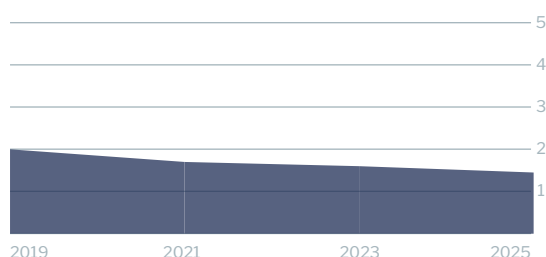
2025
IUU
Score

1.46

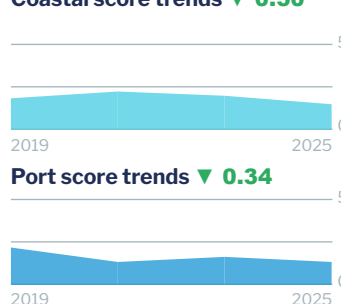


IUU score trends

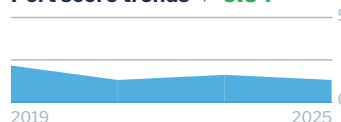
2023 - 2025 change ▼ **0.16**



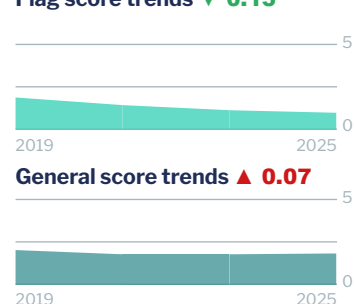
Coastal score trends ▼ **0.50**




Port score trends ▼ **0.34**



Flag score trends ▼ **0.13**



General score trends ▲ **0.07**



Note: Higher scores closer to 5, and ranks closer to 1, indicate worse/poor performance. Green or red arrows show change in 2025 compared to 2023

Coastal score **1.50** ▼ **0.50**

Coastal score by vulnerability **1.00** ▼ **1.33**

Related Indicators	2025	2023	2023-2025 change	2021
Size of EEZ	1.0	1.0	— 0	1.0
Agreement over all maritime boundaries	1.0	1.0	— 0	5.0
Dependency on fish for protein	1.0	1.0	— 0	1.0
Authorise foreign vessels to operate in EEZ	1.0	5.0	▼ 4.0	5.0

Coastal score by prevalence **2.60** — **0**

Has MSC-certified fisheries	5.0	5.0	— 0	5.0
Views of MCS practitioners on coastal compliance incidents	1.0	1.0	— 0	1.0

Coastal score by response **1.00** — **0**

Coastal State is contracting party or cooperating non-contracting party to all relevant RFMOs	1.0	1.0	— 0	1.0
Operate a national VMS/FMC centre	1.0	1.0	— 0	1.0

Flag score **1.00** ▼ **0.13**


Flag score by vulnerability **1.00** — **0**

Related Indicators	2025	2023	2023-2025 change	2021
Distant water vessels on RFMO RAVs	1.0	1.0	— 0	2.0
Distant water vessels under several RFMOs	1.0	1.0	— 0	1.0

Flag score by prevalence **1.00** — **0**

Vessels on IUU lists	1.0	1.0	— 0	1.0
View of fisheries observers on flag state compliance incidents	1.0	1.0	— 0	1.0
Views of MCS practitioners on flag state compliance incidents	1.0	1.0	— 0	1.0

Flag score by response **1.00** ▼ **0.33**

Accepted FAO Compliance Agreement	1.0	1.0	— 0	1.0
Registered vessels with foreign or unknown ownership 	1.0	1.0	— 0	1.0
Provision of vessel data for inclusion in Global Record	1.0	1.0	— 0	5.0
Compliance with RFMO flag state obligations	1.0	2.0	▼ 1.0	1.0
Flag State is contracting party or cooperating non-contracting party to all relevant RFMOs	1.0	1.0	— 0	1.0

 Indicator “Authorised vessel data provided to FAO HSVAR” used in 2019 was changed to “Registered vessels with foreign or unknown ownership” from 2021.

Port score **1.33** ▼ **0.34**

Port score by vulnerability **2.00** ▲ **0.50**

Related Indicators	2025	2023	2023-2025 change	2021
Number of fishing ports	3.0	2.0	▲ 1.0	3.0
Port visits by foreign fishing or carrier vessels	1.0	1.0	— 0	1.0

Port score by prevalence **-**

Views of MCS practitioners on port compliance incidents	not available	not applicable		not applicable
View of fisheries observers on port compliance incidents	not available	not applicable		not applicable

**Port score by response** **1.00** ▼ **0.75**

Related Indicators

	2025	2023	2023-2025 change	2021
Party to the PSMA	1.0	1.0	— 0	1.0
Designated ports specified for entry by foreign vessels	1.0	1.0	— 0	1.0
Compliance with RFMO port state obligations	1.0	3.0	▼ 2.0	1.0

General score **1.87** ▲ **0.07****General score by vulnerability** **2.33** — 0

Related Indicators

	2025	2023	2019-2021 change	2021
Trade balance for fisheries products	5.0	5.0	— 0	5.0
Share of global imports	1.0	1.0	— 0	1.0
Perception of levels of corruption	3.0	3.0	— 0	3.0
Gross national income per capita	2.0	2.0	— 0	2.0
Volume of catches	1.0	1.0	— 0	1.0

General score by prevalence **1.00** — 0

Carded' under the EU IUU Regulation	1.0	1.0	— 0	1.0
Identified' by NOAA for IUU fishing	1.0	1.0	— 0	1.0
Mentions of IUU fishing in media reports	1.0	1.0	— 0	1.0

General score by response **2.00** ▲ **0.14**

Mandatory vessel tracking for commercial seagoing fleet	1.0	1.0	— 0	1.0
Demand for MSC products	4.0	3.0	▲ 1.0	3.0
Ratification/accession of UNCLOS Convention	1.0	1.0	— 0	1.0
Ratification/accession of UNFSA	1.0	1.0	— 0	1.0
Mentions in media reports to combatting IUU fishing	5.0	5.0	— 0	5.0
Have a NPOA-IUU	1.0	1.0	— 0	1.0
Market State is contracting party or cooperating non-contracting party to relevant RFMOs	1.0	1.0	— 0	1.0