



## 2025 Country profile

## New Zealand

## World ranking

117 of 152 countries ▲ 17

## Oceania ranking


11 of 15 countries ▲ 2

## Western Pacific ranking

25 of 29 countries ▲ 2

2025  
IUU  
Score

2.06

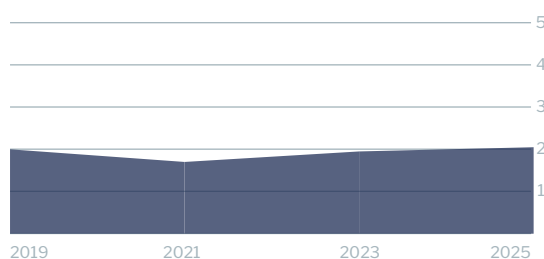


1.94 2.21 2.78 1.57

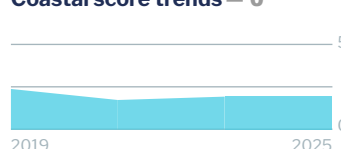
Coastal Flag Port General

## IUU score trends

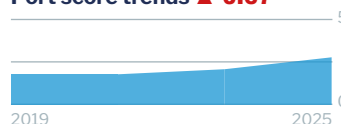
2023 - 2025 change ▲ 0.09



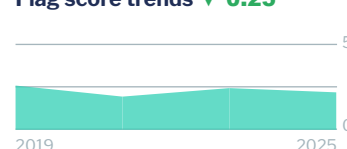
## Coastal score trends — 0



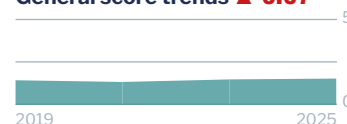
Port score trends ▲ 0.67



## Flag score trends ▼ 0.25



General score trends ▲ 0.07



Note: Higher scores closer to 5, and ranks closer to 1, indicate worse/poor performance. Green or red arrows show change in 2025 compared to 2023

Coastal score 1.94 — 0

Coastal score by vulnerability 2.67 — 0

## Related Indicators

	2025	2023	2023-2025 change	2021
Size of EEZ	5.0	5.0	— 0	5.0
Agreement over all maritime boundaries	1.0	1.0	— 0	1.0
Dependency on fish for protein	3.0	3.0	— 0	3.0
Authorise foreign vessels to operate in EEZ	1.0	1.0	— 0	1.0

Coastal score by prevalence 2.00 — 0

Has MSC-certified fisheries	2.0	2.0	— 0	2.0
Views of MCS practitioners on coastal compliance incidents	2.0	2.0	— 0	1.0

Coastal score by response 1.00 — 0

Coastal State is contracting party or cooperating non-contracting party to all relevant RFMOs	1.0	1.0	— 0	1.0
Operate a national VMS/FMC centre	1.0	1.0	— 0	1.0

**Flag score** **2.21** ▼ **0.25**


**Flag score by vulnerability** **4.00** ▼ **0.50**


Related Indicators	2025	2023	2023-2025 change	2021
Distant water vessels on RFMO RAVs	<b>5.0</b>	5.0	— <b>0</b>	<b>3.0</b>
Distant water vessels under several RFMOs	<b>3.0</b>	4.0	▼ <b>1.0</b>	<b>4.0</b>

**Flag score by prevalence** **1.00** — **0**

Vessels on IUU lists	<b>1.0</b>	1.0	— <b>0</b>	<b>1.0</b>
View of fisheries observers on flag state compliance incidents	<b>1.0</b>	1.0	— <b>0</b>	<b>1.0</b>
Views of MCS practitioners on flag state compliance incidents	<b>1.0</b>	1.0	— <b>0</b>	<b>1.0</b>

**Flag score by response** **2.22** ▼ **0.34**

Accepted FAO Compliance Agreement	<b>1.0</b>	1.0	— <b>0</b>	<b>1.0</b>
Registered vessels with foreign or unknown ownership 	<b>3.0</b>	3.0	— <b>0</b>	<b>3.0</b>
Provision of vessel data for inclusion in Global Record	<b>1.0</b>	1.0	— <b>0</b>	<b>1.0</b>
Compliance with RFMO flag state obligations	<b>4.0</b>	5.0	▼ <b>1.0</b>	<b>3.0</b>
Flag State is contracting party or cooperating non-contracting party to all relevant RFMOs	<b>1.0</b>	1.0	— <b>0</b>	<b>1.0</b>

 Indicator “Authorised vessel data provided to FAO HSVAR” used in 2019 was changed to “Registered vessels with foreign or unknown ownership” from 2021.

**Port score** **2.78** ▲ **0.67**

**Port score by vulnerability** **4.50** — **0**

Related Indicators	2025	2023	2023-2025 change	2021
Number of fishing ports	<b>4.0</b>	4.0	— <b>0</b>	<b>4.0</b>
Port visits by foreign fishing or carrier vessels	<b>5.0</b>	5.0	— <b>0</b>	<b>5.0</b>

**Port score by prevalence** **2.00** — **0**

Views of MCS practitioners on port compliance incidents	<b>1.0</b>	1.0	— <b>0</b>	<b>1.0</b>
View of fisheries observers on port compliance incidents	<b>3.0</b>	3.0	— <b>0</b>	<b>1.0</b>

**Port score by response** **2.50** **▲ 1.50**

Related Indicators

Party to the PSMA

2025

1.0

2023

1.0

2023-2025  
change

— 0

2021

1.0

Designated ports specified for entry by foreign vessels

1.0

1.0

— 0

1.0

Compliance with RFMO port state obligations

5.0

1.0

▲ 4.0

1.0

**General score** **1.57** **▲ 0.07****General score by vulnerability** **1.33** — 0

Related Indicators

Trade balance for fisheries products

2025

4.0

2023

4.0

2019-2021  
change

— 0

2021

4.0

Share of global imports

1.0

1.0

— 0

1.0

Perception of levels of corruption

1.0

1.0

— 0

1.0

Gross national income per capita

1.0

1.0

— 0

1.0

Volume of catches

1.0

1.0

— 0

2.0

**General score by prevalence** **1.86** **▲ 0.86**

Carded' under the EU IUU Regulation

1.0

1.0

— 0

1.0

Identified' by NOAA for IUU fishing

1.0

1.0

— 0

1.0

Mentions of IUU fishing in media reports

3.0

1.0

▲ 2.0

1.0

**General score by response** **1.57** **▼ 0.29**

Mandatory vessel tracking for commercial seagoing fleet

1.0

1.0

— 0

1.0

Demand for MSC products

3.0

3.0

— 0

3.0

Ratification/accession of UNCLOS Convention

1.0

1.0

— 0

1.0

Ratification/accession of UNFSA

1.0

1.0

— 0

1.0

Mentions in media reports to combatting IUU fishing

3.0

5.0

▼ 2.0

2.0

Have a NPOA-IUU

1.0

1.0

— 0

1.0

Market State is contracting party or cooperating non-contracting party to relevant RFMOs

1.0

1.0

— 0

1.0