

2025 Country profile

Kenya


World ranking
60 of 152 countries ▲ **26**

Africa ranking
19 of 38 countries ▲ **7**

West Indian Ocean ranking
12 of 24 countries ▲ **4**

2025
IUU
Score

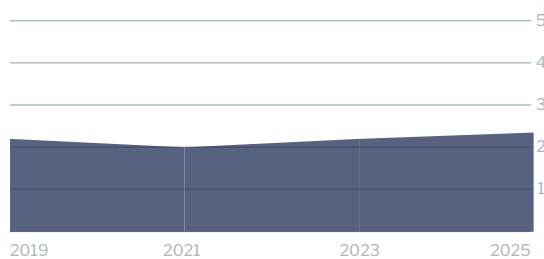
2.33



2.75 **1.79** **2.17** **2.63**
Coastal **Flag** **Port** **General**

IUU score trends

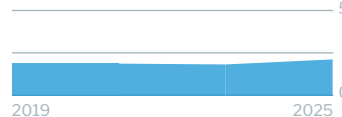
2023 - 2025 change ▲ **0.11**



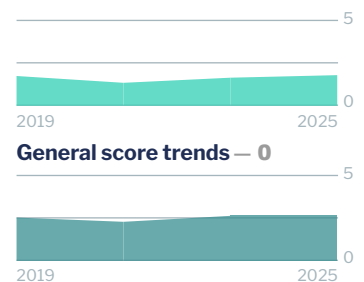
Coastal score trends — 0



Port score trends ▲ 0.34



Flag score trends ▲ 0.16



General score trends — 0



Note: Higher scores closer to 5, and ranks closer to 1, indicate worse/poor performance. Green or red arrows show change in 2025 compared to 2023

Coastal score **2.75** — 0

Coastal score by vulnerability **3.67** — 0

Related Indicators

	2025	2023	2023-2025 change	2021
Size of EEZ	3.0	3.0	— 0	3.0
Agreement over all maritime boundaries	5.0*	5.0	— 0	5.0
Dependency on fish for protein	1.0	1.0	— 0	1.0
Authorise foreign vessels to operate in EEZ	5.0*	5.0	— 0	5.0

* indicates that scores from an older version of the Index have been used due to 2025 data not being available.

Coastal score by prevalence **2.60** — 0

Has MSC-certified fisheries	5.0	5.0	— 0	5.0
Views of MCS practitioners on coastal compliance incidents	1.0	1.0	— 0	2.0

Coastal score by response **1.80** — 0

Coastal State is contracting party or cooperating non-contracting party to all relevant RFMOs	3.0	3.0	— 0	1.0
Operate a national VMS/FMC centre	1.0*	1.0	— 0	1.0

* indicates that scores from an older version of the Index have been used due to 2025 data not being available.

Flag score **1.79** ▲ **0.16**

Flag score by vulnerability **1.00** — 0

Related Indicators	2025	2023	2023-2025 change	2021
Distant water vessels on RFMO RAVs	1.0	1.0	— 0	1.0
Distant water vessels under several RFMOs	1.0	1.0	— 0	1.0

Flag score by prevalence **1.33** — 0

Vessels on IUU lists	1.0	1.0	— 0	1.0
View of fisheries observers on flag state compliance incidents	2.0	2.0	— 0	1.0
Views of MCS practitioners on flag state compliance incidents	1.0	1.0	— 0	1.0

Flag score by response **2.78** ▲ **0.45**

Accepted FAO Compliance Agreement	5.0	5.0	— 0	5.0
Registered vessels with foreign or unknown ownership 	4.0	3.0	▲ 1.0	2.0
Provision of vessel data for inclusion in Global Record	1.0	1.0	— 0	1.0
Compliance with RFMO flag state obligations	4.0	3.0	▲ 1.0	2.0
Flag State is contracting party or cooperating non-contracting party to all relevant RFMOs	1.0	1.0	— 0	1.0

 Indicator “Authorised vessel data provided to FAO HSVAR” used in 2019 was changed to “Registered vessels with foreign or unknown ownership” from 2021.

Port score **2.17** ▲ **0.34**

Port score by vulnerability **4.00** — 0

Related Indicators	2025	2023	2023-2025 change	2021
Number of fishing ports	3.0*	3.0	— 0	2.0
Port visits by foreign fishing or carrier vessels	5.0*	5.0	— 0	5.0

Port score by prevalence **1.50** — 0

Views of MCS practitioners on port compliance incidents	2.0	2.0	— 0	3.0
View of fisheries observers on port compliance incidents	1.0	1.0	— 0	1.0

* Indicates that scores from an older version of the Index have been used due to 2025 data not being available.


Port score by response **1.75** **▲ 0.75**

Related Indicators	2025	2023	2023-2025 change	2021
Party to the PSMA	1.0	1.0	— 0	1.0
Designated ports specified for entry by foreign vessels	1.0*	1.0	— 0	1.0
Compliance with RFMO port state obligations	3.0	1.0	▲ 2.0	1.0

* indicates that scores from an older version of the Index have been used due to 2025 data not being available.

General score **2.63** **— 0**
General score by vulnerability **2.89** **— 0**

Related Indicators	2025	2023	2019-2021 change	2021
Trade balance for fisheries products	3.0	3.0	— 0	1.0
Share of global imports	1.0	1.0	— 0	1.0
Perception of levels of corruption	4.0	4.0	— 0	4.0
Gross national income per capita	4.0	4.0	— 0	5.0
Volume of catches	1.0	1.0	— 0	1.0

General score by prevalence **1.86** **— 0**

Carded' under the EU IUU Regulation	1.0	1.0	— 0	1.0
Identified' by NOAA for IUU fishing	1.0	1.0	— 0	1.0
Mentions of IUU fishing in media reports	3.0	3.0	— 0	1.0

General score by response **2.86** **— 0**

Mandatory vessel tracking for commercial seagoing fleet	1.0*	1.0	— 0	1.0
Demand for MSC products	5.0	5.0	— 0	5.0
Ratification/accession of UNCLOS Convention	1.0	1.0	— 0	1.0
Ratification/accession of UNFSA	1.0	1.0	— 0	1.0
Mentions in media reports to combatting IUU fishing	4.0	4.0	— 0	2.0
Have a NPOA-IUU	5.0*	5.0	— 0	5.0
Market State is contracting party or cooperating non-contracting party to relevant RFMOs	1.0	1.0	— 0	1.0

* indicates that scores from an older version of the Index have been used due to 2025 data not being available.