



## 2025 Country profile

## Iran


World ranking  
2 of 152 countries ▲ 3

Middle East ranking  
1 of 15 countries ▲ 1

West Indian Ocean ranking  
1 of 24 countries ▲ 2

2025  
IUU  
Score

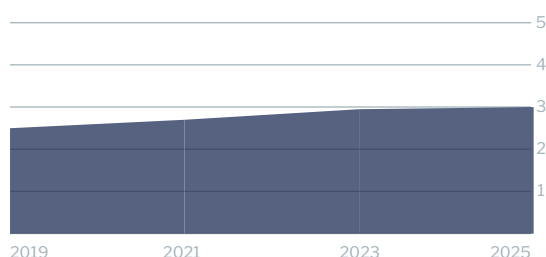
3.01



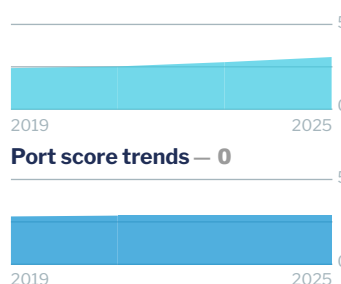
3.09 2.88 2.89 3.17  
Coastal Flag Port General

## IUU score trends

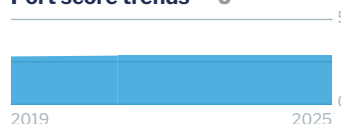
2023 - 2025 change ▲ 0.08



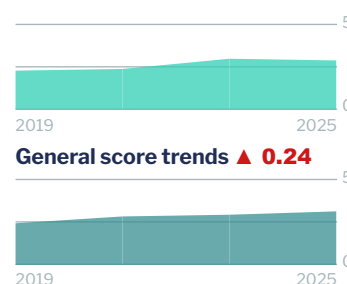
## Coastal score trends ▲ 0.27




## Port score trends — 0



## Flag score trends ▼ 0.12



## General score trends ▲ 0.24



Note: Higher scores closer to 5, and ranks closer to 1, indicate worse/poor performance. Green or red arrows show change in 2025 compared to 2023

## Coastal score

3.09

▲ 0.27

## Coastal score by vulnerability

3.25

— 0

## Related Indicators

	2025	2023	2023-2025 change	2021
Size of EEZ	3.0	3.0	— 0	3.0
Agreement over all maritime boundaries	5.0	5.0	— 0	5.0
Dependency on fish for protein	2.0	2.0	— 0	2.0
Authorise foreign vessels to operate in EEZ	not available	not available		not available

## Coastal score by prevalence

3.80

▲ 0.60

Has MSC-certified fisheries	5.0	5.0	— 0	5.0
Views of MCS practitioners on coastal compliance incidents	3.0	2.0	▲ 1.0	1.0

## Coastal score by response

1.00

— 0

Coastal State is contracting party or cooperating non-contracting party to all relevant RFMOs	1.0	1.0	— 0	1.0
Operate a national VMS/FMC centre	not available	not available		not available



**Flag score** **2.88** ▼ **0.12**
**Flag score by vulnerability** **3.00** — 0

Related Indicators	2025	2023	2023-2025 change	2021
Distant water vessels on RFMO RAVs	5.0	5.0	— 0	2.0
Distant water vessels under several RFMOs	1.0	1.0	— 0	1.0

**Flag score by prevalence** **2.67** — 0

Vessels on IUU lists	3.0	3.0	— 0	3.0
View of fisheries observers on flag state compliance incidents	1.0	1.0	— 0	2.0
Views of MCS practitioners on flag state compliance incidents	4.0	4.0	— 0	1.0

**Flag score by response** **3.00** ▼ **0.33**

Accepted FAO Compliance Agreement	5.0	5.0	— 0	5.0
Registered vessels with foreign or unknown ownership 	4.0	4.0	— 0	4.0
Provision of vessel data for inclusion in Global Record	5.0	5.0	— 0	5.0
Compliance with RFMO flag state obligations	2.0	3.0	▼ 1.0	3.0
Flag State is contracting party or cooperating non-contracting party to all relevant RFMOs	1.0	1.0	— 0	1.0

 Indicator "Authorised vessel data provided to FAO HSVAR" used in 2019 was changed to "Registered vessels with foreign or unknown ownership" from 2021.

**Port score** **2.89** — 0

**Port score by vulnerability** **4.50** — 0

Related Indicators	2025	2023	2023-2025 change	2021
Number of fishing ports	4.0	4.0	— 0	4.0
Port visits by foreign fishing or carrier vessels	5.0	5.0	— 0	5.0

**Port score by prevalence** **1.00** — 0

Views of MCS practitioners on port compliance incidents	1.0	1.0	— 0	1.0
View of fisheries observers on port compliance incidents	1.0	1.0	— 0	1.0


**Port score by response** **3.50** — 0

Related Indicators	2025	2023	2023-2025 change	2021
Party to the PSMA	5.0	5.0	— 0	5.0
Designated ports specified for entry by foreign vessels	5.0	5.0	— 0	5.0
Compliance with RFMO port state obligations	1.0	1.0	— 0	1.0

**General score** **3.17** ▲ 0.24

**General score by vulnerability** **3.33** ▲ 0.11

Related Indicators	2025	2023	2019-2021 change	2021
Trade balance for fisheries products	5.0	4.0	▲ 1.0	4.0
Share of global imports	1.0	1.0	— 0	1.0
Perception of levels of corruption	4.0	4.0	— 0	4.0
Gross national income per capita	4.0	4.0	— 0	3.0
Volume of catches	2.0	2.0	— 0	2.0

**General score by prevalence** **1.00** — 0

Carded' under the EU IUU Regulation	1.0	1.0	— 0	1.0
Identified' by NOAA for IUU fishing	1.0	1.0	— 0	1.0
Mentions of IUU fishing in media reports	1.0	1.0	— 0	1.0

**General score by response** **4.14** ▲ 0.23

Mandatory vessel tracking for commercial seagoing fleet	5.0	5.0	— 0	5.0
Demand for MSC products	5.0	5.0	— 0	5.0
Ratification/accession of UNCLOS Convention	5.0	5.0	— 0	5.0
Ratification/accession of UNFSA	1.0	1.0	— 0	1.0
Mentions in media reports to combatting IUU fishing	5.0	5.0	— 0	5.0
Have a NPOA-IUU	5.0	not available		not available
Market State is contracting party or cooperating non-contracting party to relevant RFMOs	1.0	1.0	— 0	1.0