



2025 Country profile

Ghana

World ranking

75 of 152 countries ▲ 30

Africa ranking


25 of 38 countries ▲ 6

East Atlantic ranking

18 of 41 countries ▲ 6

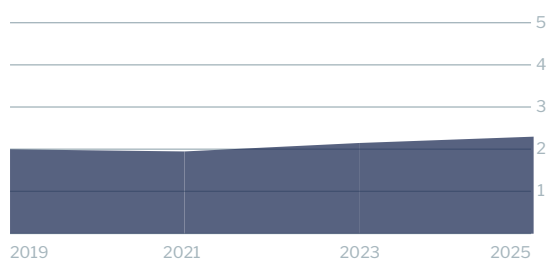
2025
IUU
Score

2.28



IUU score trends

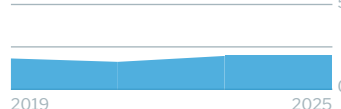
2023 - 2025 change ▲ 0.15



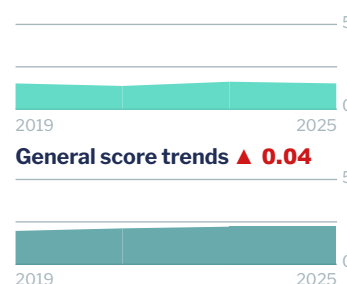
Coastal score trends ▲ 1.00



Port score trends — 0



Flag score trends ▼ 0.13



General score trends ▲ 0.04



Note: Higher scores closer to 5, and ranks closer to 1, indicate worse/poor performance. Green or red arrows show change in 2025 compared to 2023

Coastal score 3.75 ▲ 1.00

Coastal score by vulnerability 4.00 ▲ 0.67

Related Indicators

	2025	2023	2023-2025 change	2021
Size of EEZ	3.0	3.0	— 0	3.0
Agreement over all maritime boundaries	5.0	1.0	▲ 4.0	1.0
Dependency on fish for protein	3.0	3.0	— 0	3.0
Authorise foreign vessels to operate in EEZ	5.0	5.0	— 0	5.0

Coastal score by prevalence 3.80 — 0

Has MSC-certified fisheries	5.0	5.0	— 0	5.0
Views of MCS practitioners on coastal compliance incidents	3.0	3.0	— 0	3.0

Coastal score by response 3.40 ▲ 2.40

Coastal State is contracting party or cooperating non-contracting party to all relevant RFMOs	1.0	1.0	— 0	1.0
Operate a national VMS/FMC centre	5.0	1.0	▲ 4.0	1.0

Flag score **1.54** ▼ **0.13**


Flag score by vulnerability **1.50** — 0


Related Indicators	2025	2023	2023-2025 change	2021
Distant water vessels on RFMO RAVs	2.0	2.0	— 0	2.0
Distant water vessels under several RFMOs	1.0	1.0	— 0	1.0

Flag score by prevalence **1.67** ▼ **0.33**

Vessels on IUU lists	2.0	2.0	— 0	1.0
View of fisheries observers on flag state compliance incidents	1.0	1.0	— 0	1.0
Views of MCS practitioners on flag state compliance incidents	2.0	3.0	▼ 1.0	2.0

Flag score by response **1.44** — 0

Accepted FAO Compliance Agreement	1.0	1.0	— 0	1.0
Registered vessels with foreign or unknown ownership 	2.0	2.0	— 0	1.0
Provision of vessel data for inclusion in Global Record	1.0	1.0	— 0	1.0
Compliance with RFMO flag state obligations	2.0	2.0	— 0	2.0
Flag State is contracting party or cooperating non-contracting party to all relevant RFMOs	1.0	1.0	— 0	1.0

 Indicator “Authorised vessel data provided to FAO HSVAR” used in 2019 was changed to “Registered vessels with foreign or unknown ownership” from 2021.

Port score **2.00** — 0

Port score by vulnerability **4.00** — 0

Related Indicators	2025	2023	2023-2025 change	2021
Number of fishing ports	3.0	3.0	— 0	3.0
Port visits by foreign fishing or carrier vessels	5.0	5.0	— 0	5.0

Port score by prevalence **2.00** — 0

Views of MCS practitioners on port compliance incidents	3.0	3.0	— 0	1.0
View of fisheries observers on port compliance incidents	1.0	1.0	— 0	1.0


Port score by response **1.00** — 0

Related Indicators	2025	2023	2023-2025 change	2021
Party to the PSMA	1.0	1.0	— 0	1.0
Designated ports specified for entry by foreign vessels	1.0	1.0	— 0	1.0
Compliance with RFMO port state obligations	1.0	1.0	— 0	1.0

General score **2.27** ▲ 0.04

General score by vulnerability **2.33** — 0

Related Indicators	2025	2023	2019-2021 change	2021
Trade balance for fisheries products	1.0	1.0	— 0	1.0
Share of global imports	1.0	1.0	— 0	1.0
Perception of levels of corruption	3.0	3.0	— 0	3.0
Gross national income per capita	4.0	4.0	— 0	4.0
Volume of catches	1.0	1.0	— 0	1.0

General score by prevalence **3.29** ▲ 0.43

Carded' under the EU IUU Regulation	3.0	3.0	— 0	3.0
Identified' by NOAA for IUU fishing	1.0	1.0	— 0	1.0
Mentions of IUU fishing in media reports	5.0	4.0	▲ 1.0	4.0

General score by response **1.71** ▼ 0.15

Mandatory vessel tracking for commercial seagoing fleet	1.0	1.0	— 0	1.0
Demand for MSC products	5.0	5.0	— 0	5.0
Ratification/accession of UNCLOS Convention	1.0	1.0	— 0	1.0
Ratification/accession of UNFSA	1.0	1.0	— 0	1.0
Mentions in media reports to combatting IUU fishing	2.0	3.0	▼ 1.0	2.0
Have a NPOA-IUU	1.0	1.0	— 0	1.0
Market State is contracting party or cooperating non-contracting party to relevant RFMOs	1.0	1.0	— 0	1.0